

MINUTES OF THE SPECIAL MEETING OF THE BOARD OF TRUSTEES
SOUTHERN ILLINOIS UNIVERSITY
MAY 9, 2012

Pursuant to notice, a special meeting was called by the Chair of the Board of Trustees of Southern Illinois University, and the meeting convened at 3:32 p.m., Wednesday, May 9, 2012, in the Board Room of Birger Hall, Southern Illinois University Edwardsville, Edwardsville, Illinois. The meeting was called to order by Chair Simmons.

The following members of the Board were present:

Mr. John Simmons, Chair
Dr. Ed Hightower, Vice Chair
Mr. Mark Hinrichs, Secretary
Mr. Jesse Cler
Mr. Jeff Harrison
Dr. Roger Herrin
Hon. Don Lowery
Ms. Marquita Wiley

The following member of the Board was absent:

Dr. Donna Manering

The Executive Secretary reported and the Chair determined that a quorum was physically present.

Also present for the duration of the meeting were Dr. Glenn Poshard, President; Dr. Jeffrey C. McLellan, General Counsel; and Ms. Misty Whittington, Executive Secretary of the Board. Present for a portion of the meeting were Dr. Vaughn Vandegrift, Chancellor, SIUE; Ms. Kim Labonte, Executive Director of Audits; and Mr. Todd Wakeland, Associate General Counsel.

Chair Simmons proposed that the Board acquire consulting services of the Association of Governing Boards (AGB) due to conflicts that divided the Board during the past year. He noted the AGB could assist the Board in reviewing its roles and responsibilities and developing appropriate procedures to solve problems and resolve conflicts. The Chair reviewed in-depth services available for an approximate cost of \$20,000. Trustee Herrin noted that when serving as Chair during the prior year he had requested to utilize AGB consulting services. A discussion followed among Board members regarding their support of or opposition of the proposal. Chair Simmons stated that he would make an additional inquiry regarding services available at a reduced cost.

At 4:12 p.m., Chair Simmons moved that the Board go into closed session to consider pending, probable or imminent court proceedings against or on behalf of the Board; information regarding appointment, employment, compensation, discipline, performance or dismissal of specific employees of the public body; internal control weaknesses with an auditor; and minutes of meetings lawfully closed under the Open Meetings Act. The relevant sections of the Open Meetings Act Statute that allow for the closed session are 5 ILCS 120/2(c) (1), (11), (21), (28). The motion was duly seconded by Trustee Wiley. Student Trustee opinion was as follows: aye, Mr. Jesse Cler; nay, none. The motion carried by the following recorded vote: aye, Mr. Jeff Harrison, Dr. Roger Herrin, Dr. Ed Hightower, Mr. Mark Hinrichs, Hon. Don Lowery, Mr. John Simmons, Ms. Marquita Wiley; nay, none.

The meeting adjourned at 5:25 p.m. No action was requested or taken.

Mark Hinrichs, Secretary

MINUTES OF THE MEETING OF THE BOARD OF TRUSTEES
SOUTHERN ILLINOIS UNIVERSITY
MAY 10, 2012

The regular meeting of the Board of Trustees of Southern Illinois University convened on Thursday, May 10, 2012, at 12:02 p.m. in the Conference Center of the Morris University Center, Southern Illinois University Edwardsville, Edwardsville, Illinois. The meeting was called to order by Chair Simmons. The following members of the Board were present:

Mr. John Simmons, Chair
Dr. Ed Hightower, Vice Chair
Mr. Mark Hinrichs, Secretary
Mr. Jesse Cler
Mr. Jeff Harrison
Dr. Roger Herrin
Hon. Don Lowery
Ms. Marquita Wiley

The following member of the Board was absent:

Dr. Donna Manering

Executive Officers present were:

Dr. Glenn Poshard, President, SIU
Dr. Rita Cheng, Chancellor, SIU Carbondale
Dr. Vaughn Vandegrift, Chancellor, SIU Edwardsville
Dr. Jeffrey C. McLellan, General Counsel
Dr. Paul Sarvela, Vice President for Academic Affairs
Dr. Duane Stucky, Senior Vice President for Financial and Administrative Affairs and Board Treasurer

Also present was Ms. Misty Whittington, Executive Secretary of the Board.

NOTE: Copies of all background documents furnished to the Board in connection with the following matters have been placed on file in the Office of the Board of Trustees.

Chair Simmons mentioned National Nurses Day had occurred on May 6 in honor of the University's Nursing Program and nurses attending the day's meeting.

Chair Simmons led the group in the Pledge of Allegiance.

The Executive Secretary reported and Chair Simmons determined that a quorum was physically present.

Chair Simmons welcomed newly elected SIU Carbondale Student Trustee Jesse Cler to his first Board meeting. He recognized in the audience SIU Edwardsville Student Trustee Elect David Hamilton. The Chair noted that he would appoint the new Student Trustees to Board committees at the July Board meeting.

Vice Chair Hightower moved that the Minutes of the Meetings held March 21 and 22, 2012, be approved. Secretary Hinrichs seconded the motion, and the minutes were approved unanimously by voice vote.

Chair Simmons announced that SIU Edwardsville Student Trustee Jeff Harrison was designated by Governor Quinn to be a voting member on the Board for the remainder of his term to end June 30. During the Board's Committee meetings earlier in the day, the Board honored Mr. Harrison for his service on the Board.

Chair Simmons reported that, pursuant to notice, on May 9, 2012, at 3:30 p.m., in the Board Room of Birger Hall, SIUE, members of the Board of Trustees held an executive session. Before the closing of the meeting to the public, the Board discussed an Association of Governing Boards proposal. Then a motion was made and duly seconded to close the meeting for the purpose of considering pending, probable or imminent court proceedings against or on behalf of the Board; appointment, employment, compensation, discipline, performance, or dismissal of specific

employees; internal control weaknesses with an auditor; and review of lawfully closed meeting minutes. The Chair went on to say that during the closed session, members of the Board released excerpts of executive session meetings, and those would be available for public inspection on the Board of Trustees website.

Chair Simmons continued that at 7:30 a.m. members of the Board attended breakfast in the Board Room at the Morris University Center with SIU Edwardsville Chancellor Vaughn Vandegrift. The gathering was social in nature.

Under Trustee Reports, Trustee Harrison reported that on April 27 and 28 he attended the Alumni Association orientation and Board meeting activities in Carbondale. He noted that a presentation was made on the new Alumni Association building, and the meetings were informative.

Chair Simmons reported that on March 28 at SIU Edwardsville, he attended the Edwardsville and Carbondale campus symphonies combined performance. On March 29, he attended the National Corn to Ethanol Advisory Board meeting at SIU Edwardsville. On April 16, he attended the Student Services Groundbreaking at SIU Carbondale. The Chair further reported that over the prior month, he, along with several other members of the Board, attended dinners to meet chancellor candidates for the position of SIU Edwardsville Chancellor; and they also attended a press conference on April 26 with Dr. Julie Furst-Bowe, the proposed next Chancellor of SIU Edwardsville.

Under Committee Reports, Chair Simmons reported that the Executive Committee had met on April 9, 2012, and approved the following: (1) Approval of Appointment and Employment Agreement of the Head Coach for Men's Basketball, SIUC; and (2) Approval of Salary and Appointment of Director of the Coal Extraction and Utilization Research Center, SIUC. On April 26, 2012, members of the Executive Committee approved the following: (1) Award of Contracts: Demolition of Allen, Boomer and Wright Halls, Carbondale Campus, SIUC; (2) Award of Contract: North University Drive Overlay, SIUE; (3) Award of Contracts: School of Dental Medicine Multi-Discipline Laboratory, SIUE; (4) Award of Contract: Korte Stadium Track Resurfacing, SIUE; and (5) Approval of Appointment of the Chancellor, SIUE. Pursuant to III Bylaws of the Board 1, minutes of the meetings are following:

BOARD OF TRUSTEES**SOUTHERN ILLINOIS UNIVERSITY****Minutes of the Executive Committee Meeting****April 9, 2012**

Pursuant to notice, the Executive Committee met in the Special Events Room of Birger Hall, Southern Illinois University Edwardsville, Edwardsville, Illinois, on April 9, 2012, at 3:55 p.m. Vice Chair Ed Hightower called the meeting to order. The following members of the Executive Committee were present: Dr. Ed Hightower, Vice Chair; and Mr. Mark Hinrichs, Secretary. The following Executive Committee member was absent: Mr. John Simmons, Chair. The following Board member was also in attendance: Ms. Marquita Wiley. Executive Officers present were: Dr. Glenn Poshard, President; Dr. Jeffrey C. McLellan, General Counsel; and Dr. Duane Stucky, Senior Vice President for Financial and Administrative Affairs and Board Treasurer. Also present was Ms. Misty Whittington, Executive Secretary of the Board.

Approval of Salary and Appointment of the Head Coach for Men's Basketball, SIUC

Secretary Hinrichs made the motion to approve the matter as amended by the Finance Committee, with an additional amendment of title to read: Approval of Appointment and Employment Agreement of the Head Coach for Men's Basketball, SIUC. Vice Chair Hightower seconded the motion. After a voice vote, the item passed unanimously.

Approval of Salary and Appointment of Director of the Coal Extraction and Utilization Research Center, SIUC

Secretary Hinrichs made the motion to approve the matter. Vice Chair Hightower seconded the motion. After a voice vote, the item passed unanimously.


Other Business

At 4:05 p.m., Secretary Hinrichs moved that the Executive Committee go into closed session for the purpose of considering information regarding appointment, employment, compensation, discipline, performance or dismissal of specific employees of the public body. The relevant section of the Illinois Open Meetings Act Statute that allows for the closed session is 5 ILCS 120/2(c) (1). The motion was duly seconded by Vice Chair Hightower. The motion carried by the following recorded vote: aye, Dr. Ed Hightower, Mr. Mark Hinrichs; nay, none.


The meeting adjourned at 4:40 p.m. No action was requested or taken.

Pursuant to Article III Bylaws of the Southern Illinois University Board of Trustees 1, the Executive Committee members are in agreement that the above is the written record of transactions that occurred at its meeting on April 9, 2012.


Executive Committee Members:



John Simmons, Chair



Edward Hightower, Vice Chair



Mark Hinrichs, Secretary

BOARD OF TRUSTEES**SOUTHERN ILLINOIS UNIVERSITY****Minutes of the Executive Committee Meeting****April 26, 2012**

Pursuant to notice, the Executive Committee met in the Board Room of Birger Hall, Southern Illinois University Edwardsville, Edwardsville, Illinois, on April 26, 2012, at 11:05 a.m. Chair Simmons called the meeting to order. The following members of the Executive Committee were present: Mr. John Simmons, Chair; Dr. Ed Hightower, Vice Chair; and Mr. Mark Hinrichs, Secretary. Executive Officers present were: Dr. Glenn Poshard, President; Dr. Jeffrey C. McLellan, General Counsel; and Dr. Duane Stucky, Senior Vice President for Financial and Administrative Affairs and Board Treasurer. Also present was Ms. Misty Whittington, Executive Secretary of the Board.

Award of Contracts: Demolition of Allen, Boomer and Wright Halls, Carbondale Campus, SIUC

Vice Chair Hightower made the motion to approve the matter. Secretary Hinrichs seconded the motion. After a voice vote, the item passed unanimously.

Award of Contract: North University Drive Overlay, SIUE

Secretary Hinrichs made the motion to approve the matter. Vice Chair Hightower seconded the motion. After a voice vote, the item passed unanimously.

Award of Contracts: School of Dental Medicine Multi-Discipline Laboratory, SIUE

Secretary Hinrichs made the motion to approve the matter. Vice Chair Hightower seconded the motion. After a voice vote, the item passed unanimously.

Award of Contract: Korte Stadium Track Resurfacing, SIUE

Secretary Hinrichs made the motion to approve the matter. Vice Chair Hightower seconded the motion. After a voice vote, the item passed unanimously.

Approval of Appointment of the Chancellor, SIUE


Vice Chair Hightower made the motion to approve the matter pending full Board ratification. Secretary Hinrichs seconded the motion. After a voice vote, the item passed unanimously.


Other Business

There being no other business, the meeting was adjourned. No action was requested or taken.

Pursuant to Article III Bylaws of the Southern Illinois University Board of Trustees 1, the Executive Committee members are in agreement that the above is the written record of transactions that occurred at its meeting on April 26, 2012.

Executive Committee Members:


John Simmons, Chair


Edward Hightower, Vice Chair


Mark Hinrichs, Secretary

Trustee Wiley, Chair of the Board Finance Committee, reported that the Committee met on April 9, 2012, and approved the following: (1) the salary of Head Coach for Men's Basketball, SIUC; and (2) the salary of the Director of the Coal Extraction and Utilization Research Center, SIUC. On April 26, 2012, the Finance Committee met and approved the salary of the Chancellor of SIUE.

Under Executive Officer Reports, President Poshard noted that he had provided his report during the morning's Finance Committee meeting.

Dr. Rita Cheng, Chancellor, SIU Carbondale, provided the following written report to the Board:

SOUTHERN ILLINOIS UNIVERSITY CARBONDALE
CHANCELLOR'S REPORT

Enrollment

The number of new freshmen admitted and eligible to enroll for the fall semester is running nearly 9 percent ahead of this time a year ago. Registrations are up for Housing and New Student Orientation registration. Among the enrollment highlights is the College of Liberal Arts, where the number of new, transfer and re-entry students are all up. The same is true in the College of Science, with enrollment up in all classifications leading to the first bachelor's degree. The number of transfer students admitted and eligible to enroll is 2.7 percent behind this time a year ago. However, there has been continued improvement in this category in recent weeks.

Strategic Planning

Campus input is being solicited for the draft of the 10-year strategic plan, which is available on the chancellor's website. This part of the process will continue through early summer, with feedback being incorporated into the draft throughout the summer. The revised document should be ready for campus review early in the fall semester.

Research

A research team led by James Garvey, director of our Fisheries and Illinois Aquaculture Center, has issued a report that quantifies and offers solutions for the Asian carp problem in Illinois. The 18-month study, funded through an Illinois Department of Natural Resources grant, found that the fish make up more than 60 percent of the total fish biomass in the main channel of the Illinois River. The study suggests that a primary solution is harvesting the fish for commercial purposes. Its findings are important because of the threat Asian carp pose to Chicago waterways and the Great Lakes. Dr. Garvey this week received a new grant worth nearly \$1.7 million to continue this research.

Researchers and scholars secured \$6 million through 56 research and training awards in March. That brings the fiscal year total to \$55.4 million. Among the awards was \$225,000 for the Consortium for Embedded Systems, which is headquartered on campus. Also, the National Institutes of Health awarded a \$145,000 grant to the School of Medicine for a study exploring prevention and treatment of noise-induced hearing loss. This is among the many areas of emphasis among researchers at the medical school.

Campus Improvements

Ground was broken in April for the state-of-the-art Student Services Building. When completed in a year, it will house 19 departments, many of them related to Enrollment Management. This will provide much better service to students and families, eliminating what generations of students have referred to as the Woody Hall shuffle.

This will be a busy construction season of much-needed improvements throughout the campus. Repaving of two sections of Lincoln Drive, the primary traffic artery, will begin next week. The work will include such safety enhancements as narrowing the width of the street and the installation of two decorative concrete islands on either side of the crosswalk in front of the Engineering Building. The goal is to get drivers to slow down, especially in the vicinity of heavily used crosswalks.

Other projects include roof replacements on the Communications Building and Lawson Hall, fire alarm upgrades throughout the campus, a campus-wide outdoor notification system, renovation of French Auditorium in Lindegren Hall, energy conservation work at the Student Recreation Center, and of course completion of the Saluki Track and Field Complex and the Transportation Education Center. Many other large and small projects are in progress or in the planning stages, all designed to enhance the teaching and learning environment, and the safety of campus.

Faculty/Staff Accomplishments

Seven recipients of Faculty and Staff Excellence Awards have been honored for outstanding contributions through scholarship, teaching and service. They are: History Professor Theodore Weeks, who won the Scholar Excellence Award; Associate Professor of Psychology Meera Komarraju earned the Teaching Excellence Award; Silvia Secchi, assistant professor in Agribusiness Economics, won the inaugural Early Career Faculty Excellence Award; Patricia Caporale, administrative assistant to the law school's admissions director, and Jack Musgrave, interim director of the Evaluation and Developmental Center, won Staff Excellence Awards; And three individuals won Women of Distinction Awards. They are: Karen Jones, associate dean in the College of Agricultural Sciences and professor in the animal science, food and nutrition program; Jan Waggoner, associate professor in the Department of Curriculum and Instruction and director of the teacher education program in the College of Education and Human Services; and Patricia Caporale.

The clinic director of the Center for Autism Spectrum Disorders, Kirsten Schaper, received a statewide award from an advocacy agency for those with disabilities. The award honors an educator, aide or administrator for commitment to training, expanding educational resources, and developing an extraordinary partnership with parents.

Dexter Wakefield, associate professor in the plant, soil and agricultural systems department, received the Outstanding Contribution Award from the National Teach Ag Campaign and the National Future Farmers of America Organization. Professor Wakefield was one of three people honored during the Minorities in Agriculture, Natural Resources and Related Sciences conference in Atlanta. The award recognizes individuals for their impact on the agricultural education profession through service, mentorship and leadership.

Student Accomplishments

Two current students and a former student have received national recognition. USA Today named Lee Stewart, Jessica Stout and Jordan Kabat to its All-USA College Academic Team. Only 60 students nationwide earn this recognition. Lee and Jessica, both of whom graduate on Saturday, were named to the USA Today First Team, which includes 20 students. Jordan, who graduated in December, is on the third team. Students from other prestigious universities are on the First Team. But SIU Carbondale is the only university with two students on the First Team. It is a credit to the staff of the University Honors Program and the faculty mentors.

Commencement ceremonies on Saturday will bring another highly successful academic year to a close. Nearly 3,000 students, along with families and many friends, will participate in this memorable experience. Our keynote speaker is retired Navy Captain and astronaut Mark Kelly. His life story of courage, perseverance and preparation will inspire our graduates as they enter the next chapter in their lives.

In addition, Chancellor Cheng noted handouts which highlighted the research profile and articles regarding research that were a special insert in *The Southern Illinoisan* the prior Sunday. She went on to highlight three students who made the *USA Today* All-USA Academic Team and two students who made the top 20 in the country.

Dr. Vaughn Vandegrift, Chancellor, SIU Edwardsville, provided the following written report to the Board:

SOUTHERN ILLINOIS UNIVERSITY EDWARDSVILLE
CHANCELLOR'S REPORT

SIUE Enrollment Update

Overall applications for fall 2012 stand at 13,138 which is an SIUE record for the first week of May. This number represents a 0.5% increase over last year and a 2% increase over fall 2010.

Freshman applications for fall 2012 have also reached a record level of 10,250 which is 3% more than the same date last year and 4% more than fall 2010. As of May 1, 1797 freshmen have made deposits to attend SIUE's Springboard summer registration and orientation program. This year's deposited freshmen have a mean ACT of 23.0 which is 0.6 higher than last year's May 1st average of 22.4.

Deposits from the local area, Madison and Saint Clair counties, are up 23% (122 students) over last year. Springfield is 25% (25 students) ahead and Missouri deposits are running 37% (47 students) ahead of the same date in 2011. Deposits from students reporting Hispanic and multi-racial ethnicities of are up 17% over 2011. The goal is to accommodate 2,200 students in Springboard throughout the summer.

Graduate School applications and applications from international students are each running 4% ahead of same date last year.

Fall registration stands at 8,632 or 1% more than same date last year. The increase is led by a 2% increase in returning undergraduates enrolled for fall.

Requests for fall 2012 financial aid are 6% ahead of the same date last year. To date, 12,454 students have filed for financial aid compared to 11,745 this time last year. This is most likely a combination of more students applying for aid and more students applying earlier.

Academic Awards and Achievements

Three major donations have been received in the College of Arts & Sciences: The Emilio Sanchez donation of \$469,000 worth of Cuban art; the Melvin Kazeck Estate gift of \$450, 000 to fund Geography Graduate Assistantships; and the Sigma Aldrich commitment of \$150,000 to the equipment fund for Chemistry.

The SDM dental clinic has recently finished its transition to digital radiography, virtually eliminating the need for film-based radiographic examinations. With this transition, the radiology clinic is being restructured over the next few months. This project will eliminate the need for the current dark-room and will create two additional radiology treatment rooms.

The SDM has purchased “The Table”, a virtual, interactive human anatomy dissection program. This program will enhance student interactive learning as part of the School’s integrated biomedical sciences curriculum, as well as enhance faculty continuing education.

Dr. Pamela Gay, Assistant Research Professor in the Center for STEM Research, Education and Outreach, received a 2012 Outstanding Scientist Award from the St. Louis Academy of Science at its awards dinner on April 19th. Dr. Gay received the Educator Award for her international leadership in promoting citizen science, including the use of a variety of media platforms to further astronomy education.

The Deborah Hoge Memorial Lecture series was hosted on April 27th by the School of Education’s Department of Special Education and Communication Disorders. Over 225 people attended the event which focused on the critical issue of bullying and featured Dr. Dorothy Espelage.

On April 21st, the East St. Louis Center’s Charter High School (CHS) robotics team competed in the Greater St. Louis Regional Botball Tournament held on the SIUE campus. The CHS team placed fourth out of 17 teams in the double elimination portion of the event and received a Judge’s Choice Award for their creative programming.

The SIUE School of Education is instituting the International Training Program in Pedagogy, a unique partnership with Northwest Normal University in China (NWNNU). This fall, the School will host four faculty members from NWNNU, who will expand their awareness in how English is used in the classroom, enhance their pedagogical practices, and prepare to teach their respective disciplines in English once they return to China. This experience will also allow the School and its students to gain a deeper understanding of higher education in China and develop a model for training international faculty in pedagogy, and will provide possible future partnerships for collaborative research.

The SIUE School of Pharmacy American Pharmacists Association Academy of Student Pharmacists (APhA-ASP) student chapter received the national runner-up Chapter Achievement Award in the AAA Category (less than 350 students enrolled in a school) at the 2012 APhA Annual meeting in New Orleans in March 2012. The SIUE APhA-ASP chapter was chosen from among 30 division members to earn this achievement. Awards are given based on originality of programming, the number of chapter members involved, and the impact of programs upon the community. SIUE pharmacy students participated in the Diabetes Awareness Symposium and Holiday Humanity, a program providing clothing and food to families in need.

A team of four exceptional SIUE School of Business graduate students captured first place honors, and a \$5,000 prize, at the April 18th Association for Corporate Growth's (ACG) regional St. Louis 2012 Interuniversity Cup competition. School of Business graduate students Tyler Ash, Hayley Schnieder, Joseph Scyoc, and Syed Rashed Zaman were victorious in the final round, defeating second place Washington University's Olin School of Business and third place University of Missouri-St. Louis. The competition puts students' skills and knowledge to the test in the areas of critical thinking, problem-solving skills assessments, case analyses, and communication before a panel of corporate executives. The ACG Cup contest was sponsored by Emerson at their St. Louis campus headquarters.

Foundation

The SIUE student alumni group, STAT (Students Today, Alumni Tomorrow), was named Student Organization of the Year by the Kimmel Leadership Center. STAT is particularly effective in its many activities and programs as it advocates students becoming active alumni after graduation.

The April 14th chancellor's retirement fundraiser received over \$130,000 in donations to support the Vaughn and Sue Vandegrift Scholarship Endowment.

Contributions to the overall Defining Excellence – the Campaign for SIUE now total over \$32 million.

Student Life

SIUE's Women's Club Basketball – the team won its second consecutive National Intercollegiate Recreation Sports Association (NIRSA) championship by defeating Penn State 47-31 in the National Campus Championship Series (NCCS) at the University of North Carolina Charlotte on April 13th-15th. SIUE finished its title run with a 42-2 record.

Lobby Day (April 18) - SIUE's Student Government sent students to Springfield to meet with State Senators and Representatives on funding MAP Grants and other important initiatives vital to SIUE and to higher education in Illinois.

Student Government Elections – This year’s annual Student Government Elections were held on April 2-3. Over 1,400 students voted, electing Eric Zimmerman, Student Body President; Sean Crawford, Student Body Vice President; David Hamilton, SIUE Student Trustee; and 12 Student Senators.

Springfest (April 18–19) – This annual event was enjoyed by over 1,000 SIUE students and included music, entertainment, games, contests, food, and fun.

Kimmel Leadership Awards Ceremony (April 25) – This annual event included recognition of students who have completed the Student Leadership Development Program, students who have been inducted into Who’s Who, and outstanding student leaders.

Construction Update

Construction work has greatly increased on the new Science building which should be occupied and open for Spring Semester 2013 classes. The consulting architects are working with University administration and staff to complete phasing for the renovation of the existing Science building which will allow the consultant to complete the construction documents for bidding. The consulting architects submitted Dunham Hall window upgrade documents to the Illinois Capital Development Board for review. Current scheduling calls for construction to begin in the fall. Contractors have begun the initial site work for the Engineering Building Addition with completion expected by Summer 2013. Construction work is well underway on the Lukas Athletics Addition to the Vadalabene Center. The superstructure of the new Art & Design Building is substantially complete and exterior enclosure is underway as well as the bridge connection to the existing building. The new building is expected to be completed by August 2012. Renovation of the existing building will start next week and continue in various phases throughout the summer of 2013. Construction is also now underway on the Rendleman window replacement project. Included in this project are new vestibules on the north and south entrances to the building. The project will be completed during the Fall 2012 term. On the Alton Campus, final design documents are under development for a new Multidisciplinary Laboratory (MDL) building attached to the existing MDL. Utility site work will begin this month.

NCAA Division I Transition

The fourth and final strategic plan update and annual report is due to the NCAA by June 1st. The plan will be reviewed by the NCAA Administration Cabinet in mid-July and a determination will be made regarding whether to recommend SIUE to the Division I Board of Directors for election to active status. The University will be notified as to the NCAA’s final decision following the Board’s meeting on August 2nd. Go Cougars!

Athletics

The SIUE Department of Athletics announced the launch of the revised [SIUECougars.com site](http://SIUECougars.com). The new website includes features Cougar fans have come to expect online like game stories, schedules, statistics, photos, and more, in a new layout and design. The site also includes links to all of SIUE's social media outlets and the online store shopsiuecougars.com. The site was developed in partnership with PrestoSports.

The Great Lakes Valley Conference (GLVC) has named Eric Hess as the recipient of the 2012 Dr. Thomas Kearns Service Award. Hess, the sports information director at SIUE, formerly a member institution of the GLVC, has been recognized by current conference members for his efforts in streamlining the communication between the GLVC office, its member institutions, and the conference's fan base. He will be recognized May 22 at a banquet in St. Louis.

Marten Jonsson was voted the Ohio Valley Conference Co-Freshman of the Year by the league's men's tennis coaches. He also received recognition as a member of the All-OVC second team where he finished 11-5 overall and 4-3 in the OVC as the team's No. 1 singles player. Jonsson became SIUE's third freshman this season to earn OVC Freshman of the Year honors.

Freshman Jatavia Wright broke her second school record of the season. Wright bested the long jump record with a leap of 19 feet, 4 inches. She previously set the 100-meter hurdles record for the Cougars.

Seven school records have been broken by SIUE track and field student-athletes. Freshman Ahmad Evans became the school record holder in the 100 meter dash and the 200-meter dash. Junior William Lindsey now holds the 110-meter hurdles and the 400-meter hurdles records as well as a share of the 400-meter relay record. La'Derrick Ward and Thayer Harrison broke the school's long jump and triple jump records, respectively.

Chair Simmons explained the procedures for the public comment and question portion of the Board's agenda.

The Executive Secretary reported that no speakers had requested to speak to the Board.

Chair Simmons noted that the Board was in receipt of the following items:

REPORTS OF PURCHASE ORDERS AND CONTRACTS,
FEBRUARY AND MARCH 2012, SIUC AND SIUE

In accordance with 3 Bylaws 1 and 5 Policies of the Board C, summary reports of purchase orders and contracts awarded during the months of February and March 2012 were mailed to the members of the Board in advance of this meeting, copies were placed on file in the Office of the Board of Trustees, and these reports are hereby submitted for information and entry upon the minutes of the Board with respect to the actions of the Executive Committee.

The following item was presented to the Board:

CHANGES IN FACULTY-ADMINISTRATIVE PAYROLL – SIUC

The following changes in faculty-administrative payroll are submitted to the Board of Trustees for ratification in accordance with the Board Policy on Personnel Approval (2 Policies of the Board B). Additional detailed information is on file in the Office of the Chancellor. Where appropriate, salary is reported on a monthly basis and on either an academic year (AY) or fiscal year (FY) basis.

A. Continuing Appointment (If the person previously had a University appointment, it is so noted. Otherwise, the person is a new University employee.)

<u>Name</u>	<u>Rank/Title</u>	<u>Department</u>	<u>Effective Date</u>	<u>Salary</u>
1. Adams, Jacqueline N.	Researcher I	Zoology	01/30/2012	\$ 2,133.00/mo \$ 25,596.00/FY
2. Drust, Linda J.	Director of Rainbow's End	Rainbow's End	03/05/2012	\$ 5,834.00/mo \$ 70,008.00/FY
3. Loman, Casey R.	Coordinator of Teacher Education Admission and Field Experiences	Office of Teacher Education	02/07/2012	\$ 4,750.00/mo \$ 57,000.00/FY
4. Nsofor, Margaret N.	Senior Lecturer * (previously Lecturer)	Zoology	01/01/2012	\$ 4,772.71/mo \$ 42,954.39/AY

5.	Ray, Judith A.	Assistant Dean for Administration, Student Affairs and Institutional Advancement** (previously Associate Director for Institutional Advancement)	School of Law	03/01/2012	\$ 5,710.00/mo \$ 68,520.00/FY
6.	Stone, Tabitha A.	Chief Academic Advisor** (previously Academic Advisor)	College of Business	02/16/2012	\$ 4,416.00/mo \$ 52,992.00/FY
7.	Suski, Katharine	Director of Admissions (previously Interim Director of Admissions)	Office of Provost and Vice Chancellor for Academic Affairs	04/01/2012	\$ 7,398.00/mo \$88,776.00/FY
8.	Vineyard, George M.	Interim Director, Institutional Research and Studies*** (previously Researcher II)	Institutional Research and Studies (previously Enrollment Technology Services)	03/01/2012	\$ 8,500.00/mo \$102,000.00/FY

*Change from term to continuing per IEA/NEA NTT Faculty Contract

**Promotion of Administrative Professional

***Interim Appointment within two reporting levels of the Chancellor

B. Leaves of Absence With Pay –

	<u>Name</u>	<u>Type of Leave</u>	<u>Department</u>	<u>% of Leave</u>	<u>Date</u>
1.	Bloom, Stephen R.	Sabbatical	Political Science	50%	08/16/2012-08/15/2013
	<u>Purpose:</u> Professor Bloom intends to use his sabbatical teaching M.A. students and conducting research at the Institute for International Relations and Political Science at Vilnius University in Lithuania. He has also applied for a Fulbright scholarship with which he will pursue comparative research on the effects of the 2008-2009 recession on ethnic politics in the Baltic states. This research builds on his research agenda on the effects of economic change on the salience of ethnic politics. Professor Bloom intends to submit three articles for publication in political science journals as a result of this research.				

2. Chalmers, Patricia A. Sabbatical Art and Design 100% 01/01/2013-05/15/2013

Purpose: Professor Chalmers will use her sabbatical to construct large-scale ceramic tableaux for gallery exhibitions and create invented museum artifacts for a gallery installation and webpage. This work will build on her previous *Mudmaid Museum* exhibition. She intends to exhibit her new work at several galleries during the summer and fall of 2013. Professor Chalmers will also spend part of her time on sabbatical to complete 2-dimensional drawings based on her sculptural tableaux. She will also expand her expertise on digital video and animation.

3. Kreider, Wago L. Sabbatical Radio and Television 100% 01/01/2013-05/15/2013

Purpose: Professor Kreider will use his sabbatical to create three avant-garde videos titled *Panorama* that will examine the World's Fair expositions that took place in the United States between 1915 and 1964. This will involve preliminary research trips to the Library of Congress in Washington D.C. and the Prelinger Print Archive in San Francisco. Primary on-location video production will take place at the existing sites of the original world exposition structures in New York City, Chicago, and San Francisco. These videos will be submitted to international film and media arts festivals.

4. Lopez, Robert Alex Sabbatical Art and Design 100% 01/01/2013-05/15/2013

Purpose: Professor Lopez will use his sabbatical leave to further develop an extended version of the video series *Blackbird*. This series is an investigation of the childhood activity of hands in flight by filming numerous individuals performing this simple gesture. Professor Lopez will explore the Rorschach "inkblot test" method of gathering information regarding subliminal social consciousness. He expects to submit the final product to the Cactus Bra Gallery in San Antonio in September 2013. Other venues in St. Louis, San Antonio, and Houston will also be considered.

5. Smith, Jennifer L. Sabbatical Foreign Languages and Literatures 100% 01/01/2013-05/15/2013

Purpose: Professor Smith will use her sabbatical to complete three projects. First, she intends to finish her book manuscript titled *Women, Mysticism, and Hysteria in the Cultural and Literary Imagine of Fin-de-siècle Spain*, which will be submitted to several university presses in the United States and international academic imprint publishers for the subject matter. She will also write two articles titled "Homophobia and Hegemonic Masculinity in Historias del Kronen" and "A Vindication of Humanistic Ethics in Guillermo del Toro's *El laberinto del fauno*." All archival work for the manuscript has been completed, and the research for the two articles will be completed during the sabbatical leave.

C. Awards of Tenure –

	<u>Name</u>	<u>Title on Effective Date of Tenure</u>	<u>Department</u>	<u>Effective Date</u>
1.	Adjei, Mavis T.	Associate Professor	Marketing	08/16/2012
2.	Atkinson, Rebecca L.	Associate Professor	Animal Science, Food and Nutrition	08/16/2012
3.	Barrios, Roberto E.	Associate Professor	Anthropology	08/16/2012
4.	Behan, Christopher W.	Associate Professor	Law	08/16/2012
5.	Bender, Kelly S.	Associate Professor	Microbiology	08/16/2012
6.	Bloom, Stephen R.	Associate Professor	Political Science	08/16/2012
7.	Caldwell, William R.	Associate Professor	Aviation Management and Flight	08/16/2012
8.	Chalmers, Pattie A.	Associate Professor	Art and Design	08/16/2012
9.	Chen, Ying	Associate Professor	Electrical and Computer Engineering	08/16/2012
10.	Dillard, David A.	Associate Professor	Music	08/16/2012
11.	Geisler, J.B. Matthew	Associate Professor	Plant Biology	08/16/2012
12.	Goodale, John C.	Associate Professor	Management	08/16/2012
13.	Hexmoor, Henry	Associate Professor	Computer Science	08/16/2012
14.	Hildreth, Roudy	Associate Professor	Political Science	08/16/2012
15.	Holzmueller, Eric J.	Associate Professor	Forestry	08/16/2012
16.	Hundley, Joseph A.	Associate Professor	Mathematics	08/16/2012
17.	Huth, Thorsten	Associate Professor	Foreign Languages and Literatures	08/16/2012
18.	Kreider, Wago	Associate Professor	Radio-Television	08/16/2012
19.	Liang, Yanna	Associate Professor	Civil and Environmental Engineering	08/16/2012
20.	Liu, Echu A.	Associate Professor	Allied Health	08/16/2012
21.	Lopez, R. Alex	Associate Professor	Art and Design	08/16/2012
22.	Ma, Xingmao	Associate Professor	Civil and Environmental Engineering	08/16/2012
23.	Martinez, Antonio J.	Associate Professor	Cinema and Photography	08/16/2012
24.	McKinnies, Richard C.	Associate Professor	Allied Health	08/16/2012
25.	McNutt, Jamie J.	Associate Professor	Finance	08/16/2012
26.	Mukherjee, Dhruvodi	Associate Professor	Social Work	08/16/2012
27.	Nielsen, Clayton K.	Associate Professor	Forestry	07/01/2012
28.	Olson, Michael W.	Associate Professor	Kinesiology	08/16/2012
29.	Ratnapradipa, Dhitinut	Associate Professor	Health Education and Recreation	08/16/2012
30.	Ray, Walter D.	Associate Professor	Library Affairs	07/01/2012
31.	Robertson, Michael F.	Associate Professor	Aviation Management and Flight	08/16/2012
32.	Silbert, Leonardo E.	Associate Professor	Physics	08/16/2012
33.	Smith, Jennifer L.	Associate Professor	Foreign Languages and Literatures	08/16/2012

34.	Solt, Frederick W.	Associate Professor	Political Science	08/16/2012
35.	Talapatra, Saikat	Associate Professor	Physics	08/16/2012
36.	Whaley, Rachel B.	Associate Professor	Sociology	08/16/2012

Promotions –

	<u>Name</u>	<u>Title</u>	<u>Department</u>	<u>Effective Date</u>
1.	Adjei, Mavis T.	Associate Professor	Marketing	07/01/2012
2.	Atkinson, Rebecca L.	Associate Professor	Animal Science, Food and Nutrition	07/01/2012
3.	Balkansky, Andrew	Professor	Anthropology	07/01/2012
4.	Barrios, Roberto E.	Associate Professor	Anthropology	07/01/2012
5.	Behan, Christopher W.	Associate Professor	Law	07/01/2012
6.	Bender, Kelly S.	Associate Professor	Microbiology	07/01/2012
7.	Bloom, Stephen R.	Associate Professor	Political Science	07/01/2012
8.	Caldwell, William R.	Associate Professor	Aviation Management and Flight	07/01/2012
9.	Chalmers, Pattie A.	Associate Professor	Art and Design	07/01/2012
10.	Chen, Ying	Associate Professor	Electrical and Computer Engineering	07/01/2012
11.	Dillard, David A.	Associate Professor	Music	07/01/2012
12.	Don, Jarlen	Professor	Mechanical Engineering and Energy Processes	07/01/2012
13.	Fletcher, Anne	Professor	Theater	07/01/2012
14.	Ford, Susan M.	Professor	Anthropology	07/01/2012
15.	Freeburg, Elizabeth W.	Professor	Workforce Education and Development	07/01/2012
16.	Freivogel, William H.	Professor	Journalism	07/01/2012
17.	Fuller, Janet M.	Professor	Anthropology	07/01/2012
18.	Geisler, J.B. Matthew	Associate Professor	Plant Biology	07/01/2012
19.	Grant, J. Tobin	Professor	Political Science	07/01/2012
20.	Hackbart-Dean, Pamela	Professor	Library Affairs	07/01/2012
21.	Heist, Edward J.	Professor	Zoology	07/01/2012
22.	Hexmoor, Henry	Associate Professor	Computer Science	07/01/2012
23.	Hildreth, Roudy	Associate Professor	Political Science	07/01/2012
24.	Hoane, Michael R.	Professor	Psychology	07/01/2012
25.	Holzmueller, Eric J.	Associate Professor	Forestry	07/01/2012
26.	Hundley, Joseph A.	Associate Professor	Mathematics	07/01/2012
27.	Huth, Thorsten	Associate Professor	Foreign Languages and Literatures	07/01/2012
28.	Kapur, Jyotsna	Professor	Cinema and Photography	07/01/2012
29.	Koch, D. Shane	Professor	Rehabilitation Institute	07/01/2012
30.	Kreider, Wago	Associate Professor	Radio-Television	07/01/2012

31.	Liang, Yanna	Associate Professor	Civil and Environmental Engineering	07/01/2012
32.	Liemer, Susan P.	Professor	Law	07/01/2012
33.	Liu, Echu A.	Associate Professor	Allied Health	07/01/2012
34.	Lopez, R. Alex	Associate Professor	Art and Design	07/01/2012
35.	Ma, Xingmao	Associate Professor	Civil and Environmental Engineering	07/01/2012
36.	Martinez, Antonio J.	Associate Professor	Cinema and Photography	07/01/2012
37.	McClurg, Scott	Professor	Political Science	07/01/2012
38.	McKinnies, Richard C.	Associate Professor	Allied Health	07/01/2012
39.	McNutt, Jamie J.	Associate Professor	Finance	07/01/2012
40.	Mukherjee, Dhruvodi	Associate Professor	Social Work	07/01/2012
41.	Nabe, Jonathan	Professor	Library Affairs	07/01/2012
42.	Nielsen, Clayton K.	Associate Professor	Forestry	07/01/2012
43.	O'Donnell, Edward	Professor	Accountancy	07/01/2012
44.	Olson, Michael W.	Associate Professor	Kinesiology	07/01/2012
45.	Rahimi, Shahram	Professor	Computer Science	07/01/2012
46.	Ratnapradipa, Dhitinut	Associate Professor	Health Education and Recreation	07/01/2012
47.	Ray, Walter D.	Associate Professor	Library Affairs	07/01/2012
48.	Robertson, Michael F.	Associate Professor	Aviation Management and Flight	07/01/2012
49.	Silbert, Leonardo E.	Associate Professor	Physics	07/01/2012
50.	Smith, Jennifer L.	Associate Professor	Foreign Languages and Literatures	07/01/2012
51.	Solt, Frederick W.	Associate Professor	Political Science	07/01/2012
52.	Talapatra, Saikat	Associate Professor	Physics	07/01/2012
53.	Upton, Thomas D.	Professor	Rehabilitation Institute	07/01/2012
54.	West, Phylis A.	Professor	Radio-Television	07/01/2012
55.	Whaley, Rachel B.	Associate Professor	Sociology	07/01/2012
56.	Wiesen, S. Jonathan	Professor	History	07/01/2012

The following changes in faculty-administrative payroll at the School of Medicine/Springfield campus are submitted to the Board of Trustees for ratification in accordance with the Board Policy on Personnel Approval (2 Policies of the Board B). Additional detailed information is on file in the Office of the Dean and Provost. Where appropriate, salary is reported on a monthly basis and on either an academic year (AY) or fiscal year (FY) basis.

A. Continuing Appointment –

	<u>Name</u>	<u>Rank/Title</u>	<u>Department</u>	<u>Effective Date</u>	<u>Salary</u>
1.	Butnariu, Daniel	Assistant Professor of Clinical Internal Medicine	Internal Medicine/ Pulmonary	07/02/2012	\$ 12,500.00/mo \$150,000.00/FY
2.	Butnariu, Madalina	Assistant Professor of Clinical Internal Medicine	Internal Medicine/ Gastroenterology	07/02/2012	\$ 16,666.67/mo \$200,000.04/FY
3.	Capriolo, Giovanna	Assistant Professor of Clinical Pediatrics	Pediatrics/ Critical Care	07/02/2012	\$ 20,833.33/mo \$249,999.96/FY
4.	Law, Laura	Physician Assistant-Certified*	Family and Community Medicine	07/01/2012	\$ 6,606.97/mo \$ 79,283.64/FY
5.	Peche, Shubhangi	Assistant Professor of Clinical Pediatrics	Pediatrics/ Child and Adolescent Neurology	07/02/2012	\$ 9,166.67/mo \$110,000.04/FY
6.	Unal, Sheref	Assistant Professor of Clinical Pediatrics	Pediatrics/ General	08/13/2012	\$ 2,916.67/mo \$ 35,000.04/FY
7.	Whitworth, Craig	Research Laboratory Coordinator*	Research and Faculty Affairs	03/01/2012	\$ 6,350.57/mo \$ 76,206.84/FY
8.	Zaza, Tareq	Assistant Professor of Clinical Internal Medicine	Internal Medicine/ Pulmonary	08/27/2012	\$ 12,500.00/mo \$150,000.00/FY

* Change from Term to Continuing

B. Leaves of Absence with Pay –

	<u>Name</u>	<u>Type of Leave</u>	<u>Department</u>	<u>% of Leave</u>	<u>Date</u>
1.	Bartholomew, Blaine	Sabbatical	Biochemistry and Molecular Biology	100%	08/15/2012-02/15/2013

Purpose: This sabbatical is requested as Dr. Bartholomew is planning on learning genome wide mapping of nucleosome positions in the laboratory of Frank Pugh at Pennsylvania State University. It is intended that he will learn more about the bioinformatics needed to analyze these large data sets. This will enhance his ability to receive external funding from such agencies as the National Institute of Health by learning these genomic approaches.

C. Awards of Tenure –

	<u>Name</u>	<u>Title on Effective Date of Tenure</u>	<u>Department</u>	<u>Effective Date</u>
1.	Davie, Judy	Associate Professor	Biochemistry and Molecular Biology	07/01/2012
2.	Mellinger, John	Professor	Surgery	07/01/2012
3.	Rose, Gregory	Professor	Anatomy	07/01/2012
4.	Tischkau, Shelley	Associate Professor	Pharmacology	07/01/2012

D. Promotions –

	<u>Name</u>	<u>Title</u>	<u>Department</u>	<u>Effective Date</u>
1.	Arai, Amy	Professor	Pharmacology	07/01/2012
2.	Davie, Judy	Associate Professor	Biochemistry and Molecular Biology	07/01/2012
3.	Dobbins, Mary	Associate Professor of Clinical Psychiatry and Pediatrics	Psychiatry	07/01/2012
4.	Jenkins, Wiley	Research Associate Professor	Family and Community Medicine	07/01/2012
5.	Khan, Aziz	Professor of Clinical Medicine	Internal Medicine	07/01/2012
6.	Koirala, Janak	Professor of Clinical Medicine	Internal Medicine	07/01/2012
7.	Lower, Tracy	Professor of Clinical Pediatrics	Pediatrics	07/01/2012
8.	Mander, Gurpreet	Associate Professor of Clinical Pediatrics	Pediatrics	07/01/2012
9.	Miner, Michelle	Associate Professor of Clinical Pediatrics	Pediatrics	07/01/2012
10.	Mo, Yin-Yuan	Professor	Medical Microbiology, Immunology and Cell Biology	07/01/2012

11.	Moore-Connelley, Marci	Associate Professor of Clinical Family and Community Medicine	Family and Community Medicine	07/01/2012
12.	Nicolas, Ramzi	Associate Professor of Clinical Pediatrics	Pediatrics	07/01/2012
13.	Nimavat, Dharmendra	Associate Professor of Clinical Pediatrics	Pediatrics	07/01/2012
14.	Sommer, Nicole	Associate Professor of Clinical Surgery	Surgery	07/01/2012
15.	Tischkau, Shelley	Associate Professor	Pharmacology	07/01/2012
16.	Trammell, Rita	Research Associate Professor	Internal Medicine	07/01/2012

Trustee Lowery noted a period of lapse for some appointments with a few having January start dates. He recommended that the Board develop a procedure for more timely approvals to be submitted to the Board.

The Chair recommended that the Board review the issue when it next met in July.

Vice Chair Hightower moved approval of the item. The motion was duly seconded by Trustee Marquita Wiley. Student Trustee opinion regarding the motion was as follows: aye, Mr. Jesse Cler; nay, none. The motion carried by the following recorded vote: aye, Mr. Jeff Harrison, Dr. Roger Herrin, Dr. Ed Hightower, Mr. Mark Hinrichs, Hon. Don Lowery, Mr. John Simmons, Ms. Marquita Wiley; nay, none.

The following item was presented to the Board:

CHANGES IN FACULTY-ADMINISTRATIVE PAYROLL – SIUE

The following changes in faculty-administrative payroll are submitted to the Board of Trustees for ratification in accordance with the Board Policy on Personnel Approval (2 Policies of the Board B). Additional detailed information is on file in the Office of the Chancellor. Where appropriate, salary is reported on a monthly basis and on either an academic year (AY) or fiscal year (FY) basis.

A. Continuing Appointment (If the person previously had a University appointment, it is so noted. Otherwise, the person is a new University employee.)

	<u>Name</u>	<u>Rank/Title</u>	<u>Department</u>	<u>Effective Date</u>	<u>Salary</u>
1.	Brown-Tarantella, Mariam	Career Counselor	Career Development	04/16/12	\$3,166.66/mo \$37,999.92/FY
2.	Kessler, Michael	Staff Psychologist	Counseling Services	04/01/12	\$4,425.50/mo \$53,106.00/FY

B. Awards of Tenure-

	<u>Name</u>	<u>Rank on effective date</u>	<u>Department</u>	<u>Effective date</u>
1.	Anderson, Todd	Associate Professor	Art & Design	08/16/12
2.	Barry, Kelly	Associate Professor	Biological Sciences	08/16/12
3.	Bentley, Kathryn	Associate Professor	Theater & Dance	08/16/12
4.	Bergman, Scott	Associate Professor	Pharmacy Practice	08/16/12
5.	Berkley, Robyn	Associate Professor	Management & Marketing	08/16/12
6.	Cheah, Wai Hsien	Associate Professor	Speech Communication	08/16/12
7.	Chew, Song Foh	Associate Professor	Mathematics & Statistics	08/16/12
8.	Chleboun, Steffany	Associate Professor	Special Education & Communication Disorders	08/16/12
9.	Everett, Gregory	Associate Professor	Psychology	08/16/12
10.	Gordon, Christopher	Associate Professor	Construction	08/16/12
11.	Herndon, Christopher	Associate Professor	Pharmacy Practice	08/16/12
12.	Hildebrandt, Kristine	Associate Professor	English Language & Literature	08/16/12
13.	Hinz, Jessica	Associate Professor	Growth, Development, & Structure	08/16/12
14.	Johnson, Matthew	Associate Professor	English Language & Literature	08/16/12

15.	Kirk, Erik	Associate Professor	Kinesiology & Health Education	08/16/12
16.	Klein, Nicole	Associate Professor	Kinesiology & Health Education	08/16/12
17.	Krauss, Ryan	Associate Professor	Mechanical Engineering	08/16/12
18.	Lavallee, Thomas	Associate Professor	Foreign Languages & Literature	08/16/12
19.	Littmann, Greg	Associate Professor	Philosophy	08/16/12
20.	Mares, Dennis	Associate Professor	Sociology & Criminal Justice	08/16/12
21.	McCracken, Vance	Associate Professor	Biological Sciences	08/16/12
22.	Moffett, Kenneth	Associate Professor	Political Science	08/16/12
23.	Nieto, Marcelo	Associate Professor	Pharmaceutical Sciences	08/16/12
24.	Panico, James	Associate Professor	Special Education & Communication Disorders	08/16/12
25.	Rice, Laurie	Associate Professor	Political Science	08/16/12
26.	Rocha, Carolina	Associate Professor	Foreign Languages & Literature	08/16/12
27.	Rosales, Elio Reyes	Associate Professor	Applied Dental Medicine	08/16/12
28.	Seltzer, Catherine	Associate Professor	English Language & Literature	08/16/12
29.	Shang, Ying	Associate Professor	Electrical & Computer Engineering	08/16/12
30.	Simidtchiev, Marta	Associate Professor	Music	08/16/12
31.	Stacy, Jason	Associate Professor	Historical Studies	08/16/12
31.	Weyhaupt, Adam	Associate Professor	Mathematics & Statistics	08/16/12

C. Awards of Promotion-

	<u>Name</u>	<u>Rank on Effective Date</u>	<u>Department</u>	<u>Effective Date</u>
1.	Anderson, Todd	Associate Professor	Art & Design	07/01/12
2.	Barry, Kelly	Associate Professor	Biological Sciences	07/01/12
3.	Bentley, Kathryn	Associate Professor	Theater & Dance	07/01/12
4.	Bergman, Scott	Associate Professor	Pharmacy Practice	07/01/12
5.	Berkley, Robyn	Associate Professor	Management & Marketing	07/01/12
6.	Butler, Lakesha	Clinical Associate Professor	Pharmacy Practice	07/01/12
7.	Cheah, Wai Hsien	Associate Professor	Speech Communication	07/01/12
8.	Chew, Song Foh	Associate Professor	Mathematics & Statistics	07/01/12
9.	Chleboun, Steffany	Associate Professor	Special Education & Communication Disorders	07/01/12
10.	Cocuzza, Peter	Professor	Theater & Dance	07/01/12
11.	Crane, Judith	Professor	Philosophy	07/01/12
12.	Duvernell, David	Professor	Biological Sciences	07/01/12
13.	Esselman, Elizabeth	Professor	Biological Sciences	07/01/12
14.	Everett, Gregory	Associate Professor	Psychology	07/01/12
15.	Gordon, Christopher	Associate Professor	Construction	07/01/12
16.	Herndon, Christopher	Associate Professor	Pharmacy Practice	07/01/12
17.	Hicks, Gary	Professor	Mass Communications	07/01/12
18.	Hildebrandt, Kristine	Associate Professor	English Language & Literature	07/01/12
19.	Hinz, Jessica	Associate Professor	Growth, Development, & Structure	07/01/12
20.	Holt, Julie	Professor	Anthropology	07/01/12
21.	Jain, Poonam	Professor	Growth, Development, & Structure	07/01/12

22.	Jewell, Jeremy	Professor	Psychology	07/01/12
23.	Johnson, Matthew	Associate Professor	English Language & Literature	07/01/12
24.	Kirk, Erik	Associate Professor	Kinesiology & Health Education	07/01/12
25.	Klein, Nicole	Associate Professor	Kinesiology & Health Education	07/01/12
26.	Krauss, Ryan	Associate Professor	Mechanical Engineering	07/01/12
27.	Lavallee, Thomas	Associate Professor	Foreign Language & Literature	07/01/12
28.	Littmann, Greg	Associate Professor	Philosophy	07/01/12
29.	Liu, Yuliang	Professor	Educational Leadership	07/01/12
30.	Mares, Dennis	Associate Professor	Sociology & Criminal Justice	07/01/12
31.	McAndrews, Stephanie	Professor	Curriculum & Instruction	07/01/12
32.	McCracken, Vance	Associate Professor	Biological Sciences	07/01/12
33.	Meinz, Elizabeth	Professor	Psychology	07/01/12
34.	Moffett, Kenneth	Associate Professor	Political Science	07/01/12
35.	Nieto, Marcelo	Associate Professor	Pharmaceutical Sciences	07/01/12
36.	O'Donnell, Barbara	Professor	Curriculum & Instruction	07/01/12
37.	Panico, James	Associate Professor	Special Education & Communication Disorders	07/01/12
38.	Puchner, Laurel	Professor	Educational Leadership	07/01/12
39.	Rice, Laurie	Associate Professor	Political Science	07/01/12
40.	Rocha, Carolina	Associate Professor	Foreign Languages & Literature	07/01/12
41.	Rosales, Elio Reyes	Associate Professor	Applied Dental Medicine	07/01/12

42.	Seltzer, Catherine	Associate Professor	English Language & Literature	07/01/12
43.	Shang, Ying	Associate Professor	Electrical & Computer Engineering	07/01/12
44.	Simidhtchiev, Marta	Associate Professor	Music	07/01/12
45.	Stacy, Jason	Associate Professor	Historical Studies	07/01/12
46.	Thomason, Allison	Professor	Historical Studies	07/01/12
47.	Weyhaupt, Adam	Associate Professor	Mathematics & Statistics	07/01/12
48.	Yager, Susan	Professor	Computer Management & Information Systems	07/01/12

Vice Chair Hightower moved approval of the item. The motion was duly seconded by Trustee Marquita Wiley. Student Trustee opinion regarding the motion was as follows: aye, Mr. Jesse Cler; nay, none. The motion carried by the following recorded vote: aye, Mr. Jeff Harrison, Dr. Roger Herrin, Dr. Ed Hightower, Mr. Mark Hinrichs, Hon. Don Lowery, Mr. John Simmons, Ms. Marquita Wiley; nay, none.

The following item was presented to the Board:

PROPOSED INCREASE: CAMPUS RECREATION FEE, SIUC
[AMENDMENT TO 4 POLICIES OF THE BOARD APPENDIX A-6]

Summary

This matter seeks a \$.25 increase in the Campus Recreation Fee, effective Fall Semester 2012, for a proposed rate of \$8.54 per semester prorated over 12 credit hours for Fall, Spring and Summer academic sessions, respectively. The proposed increase represents a 3.0% increase in the Campus Recreation Fee.

Rationale for Adoption

The Campus Recreation Fee supports the programs and facilities outside of the Student Recreation Center. The twenty satellite facilities supported by this fee include, but are not limited to, the 8 lighted tennis courts, 6 day use tennis courts, the

roller hockey complex, lighted intramural complex, the boat dock facility and the campus walking trail.

The proposed \$.25 increase for FY 2013 is to support the continuing improvements being made to the lighted intramural sport complex. In addition, this fee is necessary to maintain the current inventory of recreational land used for active and passive recreation and provide for quality recreation and wellness related activities. The increase will partially fund the campus wide effort to improve the Campus Lake Walking Trail and all other satellite facilities. The Recreational Sports and Services programs continue to experience increasing usage and a high level of student satisfaction.

Considerations Against Adoption

University officers are concerned that increasing costs to our students may affect access to the University. Without the fee increase, improvements, repairs and maintenance of outdoor facilities will not be possible.

Constituency Involvement

The constituency represented Recreational Sports and Services Advisory Board voted to approve the proposed fee increase.

The proposed increase was presented to both the Undergraduate Student Government and the Graduate and Professional Student Council for approval. Expressing concerns about fee increases in general, both student governments do not support the proposed fee.

Resolution

BE IT RESOLVED, By the Board of Trustees of Southern Illinois University in regular meeting assembled, That effective with the collection of fees for Fall Semester 2012, 4 Policies of the Board Appendix A-6 be amended as follows:

- 6. General student fees schedule approved by the Board for Southern Illinois University at Carbondale in effect Fall Semester:

Fees (per semester)	2010	2011	<u>2012</u>
Campus Recreation *	\$8.29	\$8.29	<u>\$8.54</u>

 * Prorated over 12 hours/semester

BE IT FURTHER RESOLVED, That the President of Southern Illinois University be and is hereby authorized to take whatever action may be required in the execution of this resolution in accordance with established policies and procedures.

Campus Recreation Fee, SIUC
Comparative Statement of Actual and Estimated
Income and Expense

	6.60	8.29	8.29	8.29	8.54	8.75	9.00
	10.0%	25.6%	0.0%	0.0%	3.0%	2.5%	2.9%
	FY09	FY10	FY11	FY12	FY13	FY14	FY15
	Actual	Actual	Actual	Budget	Proposed	Projected	Projected
Revenues							
Student Fees	213,020	266,651	260,663	258,056	265,839	272,376	280,158
Entrance Fees	8,175	5,937	7,159	5,937	5,937	5,937	5,937
Other Program Fee	34,297	23,747	78,635	23,747	23,747	23,747	23,747
Rentals	11,871	4,351	7,583	4,351	4,351	4,351	4,351
Interest Income	5,337	5,389	1,410	5,400	5,400	5,400	5,400
Total Revenues	272,700	306,075	355,450	297,491	305,274	311,811	319,593
Expenditures							
Salaries	25,427	24,769	28,969	30,000	30,000	30,000	30,000
Net Wages	33,285	33,864	29,599	36,000	36,000	36,000	36,000
Equipment	25,678	48,140	30,441	20,000	15,000	15,000	15,000
Contractual Services	58,711	268,334	316,636	161,500	161,500	161,500	161,500
Other Current Expenditures	10,435	32,604	41,356	30,000	35,000	30,000	30,000
Total Expenditures	153,536	407,711	447,001	277,500	277,500	272,500	272,500
Transfers							
To Sports Club Admin.	11,408	40,000		80,000	40,000	40,000	40,000
Change in Cash Balance Before Transfers to Campus Reserve	107,756	(141,636)	(91,551)	(60,009)	(12,226)	(689)	7,093
Transf. to or (from) Campus Reserve		(77,293)		6,000			
Change in Cash Balance	107,756	(64,343)	(91,551)	(66,009)	(12,226)	(689)	7,093
Beginning Cash	143,398	251,154	186,811	95,260	29,251	17,025	16,336
Ending Cash	251,154	186,811	95,260	29,251	17,025	16,336	23,429
% of Ending Cash to Total Expenditures and Transfers	152.3%	50.4%	21.3%	8.0%	5.4%	5.2%	7.5%
Reserve							
Beginning Cash Balance	100,310	76,165	315	315	6,315	6,315	6,315
Add: Campus Improvements				6,000			
Add: Interest Income	2,118	1,443	0				
Less: Expenditures for Improvements	(26,263)						
Less: Transfer to Camp Rec Operations		(77,293)					
Ending Cash Balance	76,165	315	315	6,315	6,315	6,315	6,315

Trustee Lowery expressed concerns regarding the proposed increases for tuition and fees and that he would not be voting for most of the increases.

Vice Chair Hightower expressed support of the increases due to the rationale provided for the increases by President Poshard of issues which need to be addressed.

Trustee Herrin expressed concerns regarding the proposed increases for tuition and fees and that he, too, would not be voting for many of the increases because he was not convinced all cost containment measures had been implemented.

Trustee Harrison noted that a year earlier he had some of the same concerns as Trustee Herrin. He pointed out some efforts being made on the Carbondale campus to bring in more revenue, which may, with the Board's support, result in the need for less increases in the future.

Trustee Marquita Wiley moved approval of the item. The motion was duly seconded by Vice Chair Ed Hightower. Student Trustee opinion regarding the motion was as follows: aye, none; nay, Mr. Jesse Cler. The motion carried by the following recorded vote: aye, Mr. Jeff Harrison, Dr. Ed Hightower, Mr. Mark Hinrichs, Mr. John Simmons, Ms. Marquita Wiley; nay, Dr. Roger Herrin, Hon. Don Lowery.

The following item was presented to the Board:

PROPOSED INCREASE: FACILITIES MAINTENANCE FEE, SIUC
[AMENDMENT TO 4 POLICIES OF THE BOARD APPENDIX A-6]

Summary

This matter seeks an increase of \$7.00 in the Facilities Maintenance Fee, effective Fall Semester 2012, for a proposed total rate of \$217.00 per semester prorated over 12 credit hours for the Fall, Spring and Summer academic sessions, respectively. The proposed increase represents a 3.33% annual increase in the Facilities Maintenance Fee.

Rationale for Adoption

The proposed fee increase of \$7.00 raises the FY2013 cap to \$217.00 per semester and is estimated to generate \$7,000,000 in FY 2013. The Facilities Maintenance Fee will partially fund the rising costs of maintenance and improvements to the University facilities that are not part of the Revenue Bond System.

The annual rise in facility maintenance costs is creating a financial burden on a flat operations budget. To attract and retain outstanding faculty and students, it is imperative that the core buildings be updated. The Carbondale Campus is experiencing major increases in unfunded maintenance costs which create an inability to meet current and changing demands.

The core buildings of the Carbondale Campus were built between 1955 and 1970. Major systems installed in this era have reached the end of their effective lives. Upgrades to these buildings are required to allow continued support of the goals and mission of the University. Facility needs include: health/life/safety issues; roof replacements; piping and water line replacements; heating, ventilation and air conditioning upgrades; and electrical system upgrades.

It is anticipated that the Facilities Maintenance Fee for FY2013 will be used to replace and/or repair roofs, heating-ventilation-air conditioning systems, primary electrical systems and improvements to the aesthetics of academic facilities.

Considerations Against Adoption

University officers are concerned that increasing costs to our students may affect access to the University. Without the fee increase, repairs and renovations to aging University facilities will not be possible.

Constituency Involvement

The proposed fee increase was presented to both the Undergraduate Student Government and the Graduate and Professional Student Council for approval. Expressing concerns about fee increases in general, both student governments do not support the proposed fee.

Resolution

BE IT RESOLVED, By the Board of Trustees of Southern Illinois University in regular meeting assembled, That effective with the collection of fees for Fall Semester 2012, 4 Policies of the Board Appendix A-6 be amended as follows:

6. General student fee schedule approved by the Board for Southern Illinois University at Carbondale in effect Fall Semester:

Fee (Per Semester)	<u>2010</u>	<u>2011</u>	<u>2012</u>
Facilities Maintenance Fee ⁽⁶⁾ (1)	\$ 204.00	\$210.00	\$217.00

⁽¹⁾ Prorated over 12 hours/semester

~~⁽⁶⁾ The fee will be charged to all incoming undergraduate students and all other students except students in a Guaranteed Tuition Plan prior to Fall 2007. The fee will be capped at 12 credit hours per semester.~~

BE IT FURTHER RESOLVED, That the President of Southern Illinois University be and is hereby authorized to take whatever action may be required in the execution of this resolution in accordance with established policies and procedures.

Facilities Maintenance Fee, SIUC

Comparative Statement of Actual and Estimated
Income and Expense

	FY09 Actual	FY10 Actual	FY11 Actual	FY12 Budget	FY13 Proposed	FY14 Projected	FY15 Projected
Fee Rate per Semester	\$192.00	\$198.00	\$204.00	\$210.00	\$217.00	\$223.51	\$230.22
Percent Change	33.33%	3.13%	3.03%	2.94%	3.33%	3.00%	3.00%
Revenues							
Facilities Maintenance Fee	4,460,523.97	5,904,112.13	6,351,039.54	6,537,834.82	6,755,762.65	6,958,435.53	7,167,188.59
Interest Income	62,680.02	66,191.99	39,663.70	28,000.00	65,000.00	65,000.00	65,000.00
Total Revenues	4,523,203.99	5,970,304.12	6,390,703.24	6,565,834.82	6,820,762.65	7,023,435.53	7,232,188.59
Expenditures							
Campus Roofs <1>	525,976.57	3,518,420.41	410,121.68	491,416.40	1,675,000.00	575,000.00	200,000.00
Power Plant & Distribution Systems	355,062.86	356,596.03	1,181,828.12	790,366.82	1,431,000.00	357,500.00	100,000.00
Academic / Classroom / Lab Upgrades	221,108.32	1,757,266.33	2,496,939.54	2,388,433.30	3,204,500.00	2,577,500.00	2,000,000.00
HVAC - General Campus	15,475.34	395,039.61	688,106.93	1,696,400.57	1,068,000.00	400,000.00	1,073,312.00
Small Deferred Maintenance Projects	612,652.54	1,591,009.66	680,757.98	934,031.46	800,000.00	1,212,000.00	800,000.00
Debt Service payment <2>						2,538,000.00	2,538,000.00
Total Expenditures	1,730,275.63	7,618,332.04	5,457,754.25	6,300,648.55	8,178,500.00	7,660,000.00	6,711,312.00
Change in Cash Balance	2,792,928.36	(1,648,027.92)	932,948.99	265,186.27	(1,357,737.35)	(636,564.47)	520,876.59
Beginning Cash	1,024,039.86	3,816,968.22	2,168,940.30	3,101,889.29	3,367,075.56	2,009,338.21	1,372,773.74
Ending Cash	3,816,968.22	2,168,940.30	3,101,889.29	3,367,075.56	2,009,338.21	1,372,773.74	1,893,650.33
% of Ending Cash to Total Expenditures	220.6%	28.5%	56.8%	53.4%	24.6%	17.9%	28.2%

Footnotes:

<1> State Appropriated Capital Renewal funds will be utilized to fund the majority of campus roof replacements in FY 2011, FY 2012, FY 2014 and FY 2015.

<2> In late FY 2013, Certificates of Participation will be issued for \$30 million of deferred maintenance projects. The relating debt service will be funded with the Facilities Maintenance Fee.

<3> Accrued charges in the amount of \$110,911.58 related to FY 2011 were billed in FY 2012 because the Facilities Maintenance Fee is a cash basis account.

Trustee Jeff Harrison moved approval of the item. The motion was duly seconded by Secretary Mark Hinrichs. Student Trustee opinion regarding the motion was as follows: aye, none; nay, Mr. Jesse Cler. The motion carried by the following recorded vote: aye, Mr. Jeff Harrison, Dr. Ed Hightower, Mr. Mark Hinrichs, Mr. John Simmons, Ms. Marquita Wiley; nay, Dr. Roger Herrin, Hon. Don Lowery.

The following item was presented to the Board:

PROPOSED INCREASE: FLIGHT TRAINING CHARGES, SIUC
[AMENDMENT TO 4 POLICIES OF THE BOARD APPENDIX A-4]

Summary

This matter proposes an increase in the fees for flight training courses offered by the Aviation Flight program for Fiscal Year 2013 and after.

Rationale for Adoption

The operation, maintenance, refurbishment, and replacement of existing flight training aircraft and the acquisition of new flight training aircraft and simulators are supported by student-paid flight fees. In addition, annual flight fee increases are necessary to offset cost increases in such areas as salaries, student wages, insurance, fuel, aircraft and engine maintenance, engine purchases, and facility rentals. For example, aviation fuel prices increased 23.73% during FY06, 13.32% during FY07 and 24.73% during FY08. In FY09 fuel costs decreased slightly, however, fiscal year 2011 saw a 16.2% increase in fuel costs, and FY12 has seen an increase of 12.83% through the first six months. It is expected that the FY 12 and FY13 fuel costs will increase a minimum of 10 percent each year. A large engine replacement is necessary within the next two years, totaling in excess of \$525,000 for FY12 and FY13 together. The purchase of the seven new Cessna 172R aircraft received by the program in the Spring of 2003 was paid, in part, over time by flight training course fees. The final annual payment for these aircraft was made on September 1, 2008. In addition, since 2003, the program has purchased one used Cessna 182 RG aircraft, a new fuel truck, a new line service truck, a Frasca 141 Flight Training Device (FY07), a new Frasca Tru-Flite Cessna 172 Visual Trainer during FY08 (delivered in FY09 with a final payment in that year) and new aircraft radios (FY10).

Fiscal years 2008 and 2009 were difficult operational years with much variability in revenues, resulting in operational losses in both years which were made up in FY 2010 and FY 2011. This trend in the positive revenue direction has been maintained in FY 2012 which allowed for the additional purchase of five new aircraft

completed on December 9, 2011. Finally, replacement aircraft for the remaining 22 flight training aircraft which average over 30 years of age is a very high priority for this program.

Consideration Against Adoption

University officials are aware of, and very concerned about, the continuing increases in the cost of education and related activities, particularly as they affect Aviation Flight students. Department of Aviation Management and Flight faculty and staff are working hard to raise scholarship funds for the Aviation Flight program and to identify outside private and public aviation scholarships for SIUC Aviation Flight students.

Constituency Involvement

The proposed flight fee increases were developed by program faculty and administration after a thorough review of program fiscal requirements and the fees charged by other comparable institutions with flight programs.

Resolution

BE IT RESOLVED, by the Board of Trustees of Southern Illinois University in regular meeting assembled, that 4 Policies of the Board Appendix A-4 be amended to set forth flight training fee charges as follows:

4. Charges for flight training, SIUC, effective FY13:

<u>Course</u>	<u>Course</u>	<u>Current</u> <u>FY12</u> Approved Fee	<u>FY13</u> Proposed Fee
#	Title		
AF199	Intermediate Flight/Program Transition	3,272	3,443
AF201A	Primary Flight I	5,417	5,739
AF201B	Primary Flight II	6,156	6,461
AF203	Flight Basic	9,533	9,351
AF204	Flight Intermediate	9,369	10,218
AF206	Flight Instrument	8,952	9,422
AF207A	Flight Advanced	7,134	7,867
AF207B	Flight Multi-Engine Operations	6,647	6,840
AF300	Flight Instructor (Airplane)	7,661	8,527
AF301	Flight Instructor (Airplane-Multi-Engine)	2,685	2,685
AF302	Flight Instructor (Airplane-Instrument)	2,461	2,461
AF304	Practicum in Air Carrier Operations	6,398	6,398
AF306	Introduction to Technically Advanced Aircraft Operations	2,790	2,820
Total		78,475	82,232

Required courses in the AAS in Aviation Flight offered by SIUC include AF 201A, 201B, 203, 204, 206, 207A and 207B. The cost for these courses alone was \$53,208 in FY 12 and will be \$55,898 in FY 13 if these increases are approved (an increase of \$2,690 or 5.06%). The overall increase for ALL AF courses for FY 2013 will be 4.79%.

Course fees do not include potential fuel surcharge, which may be implemented pending market conditions.

BE IT FURTHER RESOLVED, That the President of Southern Illinois University be and is hereby authorized to take whatever action may be required in the execution of this resolution in accordance with established policies and procedures.

Trustee Marquita Wiley moved approval of the item. The motion was duly seconded by Secretary Mark Hinrichs. Student Trustee opinion regarding the motion was as follows: aye, Mr. Jesse Cler; nay, none. The motion carried by the following recorded vote: aye, Mr. Jeff Harrison, Dr. Ed Hightower, Mr. Mark Hinrichs, Mr. John Simmons, Ms. Marquita Wiley; nay, Dr. Roger Herrin, Hon. Don Lowery.

The following item was presented to the Board:

PROPOSED INCREASE: INTERCOLLEGIATE
ATHLETIC FEE, SIUC
[AMENDMENT TO 4 POLICIES OF THE BOARD APPENDIX A-6]

Summary

This matter seeks a \$9.00 increase in the Intercollegiate Athletic Fee effective Fall Semester 2012 for a proposed rate of \$301.00 per semester, prorated over 12 credit hours. If approved, the proposed increase represents a 3.08% annual increase for FY2013 and a 3 year change of 4.51% in the Athletic Fee.

Rationale for Adoption

The athletic program has seen success both on and off the field. At the 2011 MVC Outdoor Track and Field Championships, both the men's and women's teams finished second and five Salukis were invited to the 2011 NCAA Outdoor championships where they earned five All-American honors. This fall, one of the Men's cross country athletes who has earned a 4.0 GPA was named one of the Missouri Valley Conference's Elite 18 winners, a recognition presented to the student-athlete with the

highest cumulative grade-point average competing at the finals site at each of the MVC's 18 team championships.

Student-athletes are performing well in the classroom with 60% posting 3.0 GPA or better in the Fall 2011 semester, and a department-wide cumulative GPA of 3.04. Saluki student-athletes received 65 post season academic awards and Saluki Softball finished second nationally in grade point average with a team GPA of 3.611.

Grants from State Farm and the Missouri Valley Conference once again helped fund a variety of public service programs focusing on reading. Throughout the year, student-athletes visited local elementary schools to read and interact with more than 1,000 students, along with making a host of other community-oriented appearances. Programs of this nature are vital to the continued personal growth of the student-athletes as well as building relationships for the University throughout the community.

While we continue to build on these successes in the classroom and competition, sport operating budgets are still below the levels necessary to remain competitive in the Missouri Valley and Missouri Valley Football Conferences. While efforts to increase revenues from external sources continue to be successful, costs are increasing as well. Coaches continue their efforts to augment their budgets with funds raised from outside sources. This practice is not unusual for an athletic department. However, these funds, which would normally be used for "extras," are still being used for basic operational expenses. Taking into account the additional fundraising and departmental internal reallocations, sport operating budgets are constantly in need of greater funding, particularly in the areas of team travel and related costs.

Significant progress has been made on improving and renovating athletics facilities. On October 3, 2005, the Troutt-Wittmann Academic and Training Center opened, providing state-of-the-art academic and weight training to help continue the success of the student-athletes in the classroom and in competition. August 24, 2010, saw the grand opening and dedication of Saluki Stadium. September 2 brought a standing room only crowd of 15,276 to witness the first football game in the new Stadium. This successful opening was followed by the grand opening of the Boydston Center on October 1 and the dedication of the renovated SIU Arena October 28. The first regular season basketball game was broadcast nation-wide on ESPN on November 16. The construction of the new track and field complex is nearing its final stages and is expected to be ready for competition in Spring 2012. Preliminary stages have begun for needed upgrades for Abe Martin Field.

The Athletics Department remains committed to full NCAA scholarship funding for all sports. This commitment has helped recruit and retain high-quality student-athletes, but the resources required to continue this commitment come at the expense of other areas within the program.

The sport operating budgets, athletic facility budgets and scholarship budgets remain in critical need of additional resources. Cost containment initiatives and budget reallocations can only partially fund some of these priorities. Additional revenue will continue to be necessary. A continuing focused effort to market our teams and an emphasis on giving to the Saluki Athletic Scholarship Fund represent two examples of revenue growth opportunities being pursued in addition to the student portion of this fee increase request. The Athletics Department believes an annual student fee increase is essential for the economic stability necessary to remain competitive in the world of Intercollegiate Athletics.

Considerations Against Adoption

Any move to increase the cost of attendance for students must be reviewed carefully, weighing the benefit of what increased financial support can mean to the future of Saluki Athletics, the University as a whole, and the value a strong athletics program has for the University against the economic impact that such increases have on the student body.

Constituency Involvement

The proposed increase in the fee has been presented to the constituency represented Intercollegiate Athletic Advisory Committee which voted in support of this request.

The proposed increase was presented to both the Undergraduate Student Government and the Graduate and Professional Student Council for approval. Expressing concerns about fee increases in general, both student governments do not support the proposed fee.

Resolution

BE IT RESOLVED, By the Board of Trustees of Southern Illinois University in regular meeting assembled, That effective with the collection of fees for Fall Semester, 2012, 4 Policies of the Board Appendix A-6 be amended as follows:

6. General student fee schedule approved by the Board for Southern Illinois University Carbondale in effect fall semester:

Fees (Per Semester)	2011	2012
Athletic	\$292.00	\$301.00

BE IT FURTHER RESOLVED, That the President of Southern Illinois University be and is hereby authorized to take whatever action may be required in the execution of this resolution in accordance with established policies and procedures.

Intercollegiate Athletics

Comparative Statement of Actual and Estimated
Income and Expense (Actual Basis)

Athletic Fee per Semester	288.00	288.00	292.00	301.00	310.00	319.00
Percent Change	4.7%	0.0%	1.4%	3.1%	3.0%	2.9%
	FY10 Actual	FY11 Actual	FY12 Budget	FY13 Proposed	FY14 Projected	FY15 Projected
Revenues						
Tickets	1,541,247	1,673,654	1,400,000	1,470,000	1,543,500	1,620,675
City of Carbondale Saluki Way Support	-	1,000,000	1,000,000	1,000,000	1,000,000	1,000,000
Football Suite Leases	-	176,297	188,000	188,000	188,000	188,000
Sponsorships / Advertising	473,237	556,550	525,000	525,000	525,000	525,000
Program Sales	2,445	-	-	-	-	-
Concessions	67,621	89,909	75,000	75,000	75,000	75,000
Merchandise Commissions	41,562	46,213	45,000	45,000	45,000	45,000
Athletic Fee	9,472,570	9,196,113	9,325,000	9,611,215	9,898,594	10,185,972
Guarantees	264,500	401,500	375,000	350,000	350,000	350,000
Conference Share	192,729	246,580	125,000	125,000	125,000	125,000
Other Conference Distributions	203,803	169,436	-	-	-	-
NCAA Distribution	586,120	645,213	575,000	575,000	575,000	575,000
Contributions	1,338,644	1,092,773	1,100,000	1,150,000	1,200,000	1,250,000
Restricted Contributions	137,054	428,062	425,000	420,000	430,000	440,000
Restricted Contributions - Capital Projects	2,313,627	1,258,113	1,181,000	1,181,000	1,181,000	1,181,000
Royalties	136,438	144,984	75,000	75,000	75,000	75,000
Radio Rights Fees	-	-	-	-	-	-
Restricted Scholarships	57,438	40,032	50,000	50,000	50,000	50,000
Interest from Operations	95,577	66,158	75,000	75,000	75,000	75,000
Endowment Earnings	48,819	69,503	35,000	35,000	35,000	35,000
General Operating Funds	1,614,450	1,554,091	1,600,000	1,600,000	1,600,000	1,600,000
Clinics and Workshops	120,685	58,910	90,000	90,000	90,000	90,000
Miscellaneous Income	613,999	259,362	235,000	225,000	230,000	235,000
Total Revenues	19,322,565	19,173,453	18,499,000	18,865,215	19,291,094	19,720,647
Expenditures						
Administration	361,909	357,605	275,000	275,000	275,000	275,000
Ticket Office/Promotions	167,084	109,449	49,200	50,700	51,000	51,000
Sports Operating Costs	2,922,828	2,958,627	2,530,000	2,600,000	2,650,000	2,675,000
Sports Information	46,680	14,909	49,200	50,700	51,000	51,000
Athletic Facility Operations and Maintenance	397,341	698,222	750,000	850,000	900,000	900,000
Athletic Training	61,520	60,485	49,000	50,500	50,500	50,500
Salaries	5,262,427	5,145,594	4,900,000	4,950,000	5,000,000	4,675,000
Benefit Payouts	21,807	25,615	25,000	25,000	25,000	25,000
Medicare/OASDI	74,822	70,040	73,500	73,500	75,700	75,700
Group Health Insurance	72,000	72,000	72,000	72,000	72,000	72,000
Wages (Net of Work-study)	227,447	297,200	220,000	225,000	230,000	240,000
Scholarships	3,124,783	3,610,154	3,100,440	3,436,114	3,677,700	3,827,631
Guarantee Expenses	138,000	50,068	50,000	50,000	75,000	75,000
Fund Raising	109,523	63,869	67,000	68,000	69,000	70,000
Academic Enhancement	64,313	73,396	79,400	80,000	80,000	80,000
Athletic Clinics and Workshops	67,145	55,767	65,000	65,000	65,000	65,000
Spirit Groups	94,086	70,586	75,000	85,000	90,000	95,000
Other Capital Projects - Contributions	2,313,627	1,258,113	1,181,000	1,181,000	1,181,000	1,181,000
Other Current Expenditures	147,309	286,798	-	-	-	-
Total Expenditures	15,674,651	15,278,497	13,610,740	14,187,514	14,617,900	14,483,831
Mandatory Transfers						
To Debt Service Turf and West Stadium	152,400	155,875	106,300	106,300	106,300	106,300
To Athletic Facility Support	-	-	-	-	-	-
To Debt Service Saluki Way	2,191,497	3,852,363	3,834,381	3,830,866	3,742,885	3,814,761
To Repair Replacement Reserves	479,893	479,893	479,893	479,320	476,915	474,108
Total Mandatory Transfers	2,823,790	4,488,131	4,420,574	4,416,486	4,326,100	4,395,169
Change in Fund Balance Before Transfers to Reserve for Facility Improvements						
	824,124	(593,175)	467,686	261,215	347,094	841,647
Transf. to Reserve for Contributions - Capital	-	-	-	-	-	-
Transf. to Reserve for Facility Improvements	56,191	1,354,362	392,686	50,000	50,000	50,000
Total Transfers to Reserves	56,191	1,354,362	392,686	50,000	50,000	50,000
Change in Fund Balance	767,933	(1,947,537)	75,000	211,215	297,094	791,647
Change in other assets & liabilities	0	0	0	0	0	0
Beginning Fund Balance	46,556	814,489	(1,133,048)	(1,058,048)	(846,833)	(549,739)
Ending Fund Balance	814,489	(1,133,048)	(1,058,048)	(846,833)	(549,739)	241,908
% of Ending Fund Balance to Total Expenditures and Trans	4.4%	-5.4%	-5.7%	-4.5%	-2.9%	1.3%
Reserves						
Beginning Fund Balance	43,642	559,914	2,309,648	1,384,727	1,666,547	1,945,962
Add: Mandatory Transfers	479,893	479,893	479,893	479,320	476,915	474,108
Add: Facility Improvement	56,191	1,354,362	392,686	50,000	50,000	50,000
Add: Interest Income	1,012	1,585	2,500	2,500	2,500	2,500
Add: Transfers from SIU Foundation / Other	0	0	0	0	0	0
Less: Expenditures	20,824	86,106	1,800,000	250,000	250,000	250,000
Ending Fund Balance	559,914	2,309,648	1,384,727	1,666,547	1,945,962	2,222,570

Footnote: Nonmandatory transfers in 2011 (\$1,300,000) and 2012 (\$342,686) were planned transfers as a portion of funding for the Track project

Trustee Marquita Wiley moved approval of the item. The motion was duly seconded by Secretary Mark Hinrichs. Student Trustee opinion regarding the motion was as follows: aye, none; nay, Mr. Jesse Cler. The motion carried by the following recorded vote: aye, Mr. Jeff Harrison, Dr. Ed Hightower, Mr. Mark Hinrichs, Mr. John Simmons, Ms. Marquita Wiley; nay, Dr. Roger Herrin, Hon. Don Lowery.

The following item was presented to the Board:

PROPOSED INCREASE: RESIDENCE HALL RATES AND APARTMENT RENTALS,
SIUC
[AMENDMENT TO 4 POLICIES OF THE BOARD APPENDIX A-18]

Summary

This fee matter seeks rate increases in residence halls effective Summer Session 2012 and apartment rentals effective July 1, 2012. The proposed effective rate increase for combined funded debt areas is 4.1% overall, with residence hall room rate increases at 6% for double occupancy rooms and 4% for meals. Apartment housing increases are proposed between 0% and 3% per month. University Housing will continue the two year contract option for students who want to lock in the current rate for two years. This option allows over 600 students to see no rate increase for the 2012-2013 academic year.

Rationale for Adoption

The proposed occupancy rate increases will assist in funding projects outlined in the updated Housing Master Plan and the investment in on-campus housing facilities. Planned FY 2013 capital and building projects include the following:

- Hot water tank at Neely Hall
- Fire alarms system at Lentz Hall
- Kitchen cabinet replacement at Evergreen Terrace
- Continuation of the HVAC replacement at Evergreen Terrace
- Emergency generator at Lentz Hall
- Replace aging hot and cold line serving equipment in Trueblood Dining Hall
- Continuous maintenance and improvement projects throughout the residence halls; replacement of carpeting and painting of rooms, hallways and public areas

In addition, the proposed FY 2013 occupancy rate increases will provide funds to offset inflationary cost increases including, but not limited to, escalating utility and food costs and other general inflationary costs for goods and services.

Considerations Against Adoption

University officers are concerned that increasing costs to our students may affect access to the University. Without the fee increase, repairs and renovations to aging housing facilities will not be possible.

Constituency Involvement

The Residence Hall Association and the Residence Hall Advisory Board have been consulted throughout the process and support this approach to room and dining rates. The Residence Hall Advisory Board consists of representatives from the Residence Hall Association and Undergraduate Student Government. The Residence Hall Association voted to approve the proposed residence hall rates and dining rates in December 2011.

The proposed residence hall rates and dining rates increases were presented to both the Undergraduate Student Government and the Graduate and Professional Student Council for approval. Expressing concerns about increases in general, both student governments do not support the proposed fee.

Resolution

BE IT RESOLVED, By the Board of Trustees of Southern Illinois University in regular meeting assembled, that the rents and charges heretofore established for University Housing shall be and are hereby changed until otherwise amended to the rate shown in the following schedule, and that the 4 Policies of the Board Appendix A-18 be and is hereby amended to read as attached:

BE IT FURTHER RESOLVED, That the President of Southern Illinois University be and is hereby authorized to take whatever action may be required in the execution of this resolution in accordance with established policies and procedures.

a. Schedule of rates for University-operated single student housing at SIUC effective Summer Session 2012:

In Dollars	Room Rate		Difference \$	Percent Increase
	2012	2013		
Resident - Per Semester				
Double Occupancy by Area				
Thompson Point	2,532	2,684	152	6.0%
Towers, University Hall	2,394	2,537	143	6.0%
Triads	2,208	N/A		
Greek Row Individual Contract	2,148	N/A		
Single Room Increment by Area				
Thompson Point	1,471	1,559	88	6.0%
Towers, University Hall	1,391	1,474	83	6.0%
Triads	1,283	N/A		
Break Housing (per night)	22	24	2	9.1%
Resident - Summer Session				
Double Occupancy	949	977	28	3.0%
Single Room Increment	333	343	10	3.0%

b. Schedule of rates for University-operated dining halls effective Summer Session 2012:

Resident - Dining Plans Fall and Spring semesters				
19 Meals per Week	1,902	1,978	76	4.0%
15 Meals per Week	1,721	1,790	69	4.0%
12 Meals per Week	1,585	1,648	63	4.0%
Resident - Dining Summer semester				
Dining Plan	554	571	17	3.0%
Dining Plan Only - housing apartment residents and off-campus students				
Block-20 Plan - 20 meals in dining facilities	170	170	-	0.0%

c. Schedule of rates for Greek Row building leases at SIUC effective Summer Session 2012:

	2012	2013		
Fraternities & Sororities				
Academic year (including maintenance and utilities except electricity)*	94,584	N/A		
Summer Session	2,643	N/A		
*Tenants are responsible for electricity for the whole year.				
SIUC Leased Office Space				
Annual (without utilities & maintenance)	20,300	20,300		

d. Schedule of rates for University-operated rental housing at SIUC effective July 1:

	Monthly Rate			
	2012	2013		
Southern Hills - Furnished with utilities				
Efficiency	499	499	-	0.0%
One-bedroom	541	541	-	0.0%
Two-bedroom	575	575	-	0.0%
Evergreen Terrace - Unfurnished plus charges for metered electricity				
Two-bedroom	588	605	17	2.9%
Three-bedroom	634	653	19	3.0%
Elizabeth Apartments - Furnished with utilities				
Efficiency	582	591	9	1.5%
Wall and Grand Apartments - Furnished with utilities				
Single Room	733	755	22	3.0%
Double Room	604	622	18	3.0%

UNIVERSITY HOUSING -- FUNDED DEBT, SIUC
 Comparative Statement of Actual and Estimated
 Income and Expense
 (Cash Basis)

	FY09		FY10		FY11		FY12		FY13		FY14		FY15	
Fee Rate per Academic Year	various		various											
Percent Change	7.5%		5.5%											
Residence Hall Room Rates:	Rate	% Change	Rate	% Change	Rate	% Change	Rate	% Change	Rate	% Change	Rate	% Change	Rate	% Change
Thompson Point new student	4,800	2.4%	5,064	5.5%	5,368	6.0%	5,690	6.0%	6,030	6.0%	6,030	6.0%	6,030	6.0%
Thompson Point continuing two-year contract	4,692	0.0%	4,800	0.0%	5,064	0.0%	5,368	0.0%	5,690	0.0%	5,690	0.0%	5,690	0.0%
Towers new student	4,538	2.4%	4,788	5.5%	5,074	6.0%	5,378	6.0%	5,702	6.0%	5,702	6.0%	5,702	6.0%
Towers continuing two-year contract	4,434	0.0%	4,538	0.0%	4,788	0.0%	5,074	0.0%	5,378	0.0%	5,378	0.0%	5,378	0.0%
University Hall new student	4,538	2.4%	4,788	5.5%	5,074	6.0%	5,378	6.0%	5,702	6.0%	5,702	6.0%	5,702	6.0%
University Hall continuing two-year contract	4,434	0.0%	4,538	0.0%	4,788	0.0%	5,074	0.0%	5,378	0.0%	5,378	0.0%	5,378	0.0%
Triads new student	4,186	2.4%	4,416	5.5%	N/A	N/A	N/A	N/A	N/A	N/A	N/A	N/A	N/A	N/A
Triads continuing two-year contract	4,090	0.0%	4,186	0.0%	N/A	N/A	N/A	N/A	N/A	N/A	N/A	N/A	N/A	N/A
Greek Row individual contract new student	N/A	N/A	4,296	N/A	N/A	N/A	N/A	N/A	N/A	N/A	N/A	N/A	N/A	N/A
Greek Row individual contract continuing two-year contract	N/A	N/A	N/A	N/A	N/A	N/A	N/A	N/A	N/A	N/A	N/A	N/A	N/A	N/A
Apartment and Other Leases:														
Greek Row Fraternal Lease	92,730	2.0%	94,584	2.0%	N/A	N/A	N/A	N/A	N/A	N/A	N/A	N/A	N/A	N/A
Wall and Grand apartments (single, month)	733	1.8%	733	0.0%	755	3.0%	778	3.0%	801	3.0%	801	3.0%	801	3.0%
Southern Hills apartments (two-bedroom, month)	575	0.0%	575	0.0%	575	0.0%	575	0.0%	N/A	N/A	N/A	N/A	N/A	N/A
Evergreen Terrace apartments (two-bedroom, month)	576	1.5%	588	2.1%	605	3.0%	630	4.0%	648	3.0%	648	3.0%	648	3.0%
Effective Rate Increase for Combined Funded Debt:		2.1%		3.4%		4.1%		4.2%		4.2%		4.2%		4.2%

	FY09	FY10	FY11	FY12	FY13	FY14	FY15
	Actual	Actual	Actual	Budget	Proposed	Projected	Projected
Revenues							
Operations	33,556,253	36,011,142	34,836,677	38,309,200	37,587,200	39,807,300	41,464,400
Revenue Bond Fee	956,803	1,051,969	1,025,369	976,721	975,482	975,482	975,482
Interest Income	291,018	208,241	114,239	100,000	32,900	32,100	35,800
Total Revenues	34,804,074	37,271,352	35,976,285	39,385,921	38,595,582	40,814,882	42,475,682
Expenditures							
Salaries	6,847,541	7,023,414	7,125,369	7,589,700	7,665,600	7,818,900	7,975,300
Wages (Net of USOE)	1,533,572	1,457,143	1,525,644	1,714,500	1,714,500	1,714,500	1,714,500
Food	3,349,334	3,385,199	3,522,021	3,382,000	3,449,600	3,518,600	3,589,000
Utilities	3,368,629	4,189,300	3,852,007	3,979,400	4,266,300	4,455,700	5,057,100
Maintenance (Bldg/Grds/Equip)	4,466,742	5,284,229	5,782,125	6,056,700	6,190,300	6,336,600	6,487,200
Administration	2,486,753	2,596,659	3,504,428	4,243,600	3,563,300	3,746,800	3,881,800
University Services Expense	1,238,066	1,349,763	1,705,998	1,623,322	1,676,389	1,719,063	1,759,980
Equipment	316,104	244,299	300,049	838,800	400,000	400,000	400,000
Commodities	594,765	546,461	583,889	598,300	592,300	586,200	580,100
Telecommunications	715,313	434,000	208,195	231,000	233,300	235,600	238,000
Small Capital Projects	570,674	960,416	769,506	626,500	636,500	646,500	656,500
Other Current Expenses	1,663,554	1,773,451	1,427,722	1,518,200	1,537,000	1,549,400	1,563,200
Total Expenditures	27,151,047	29,244,334	30,306,953	32,402,022	31,925,089	32,727,863	33,902,680
Mandatory Transfers							
To Debt Service	4,986,048	4,906,958	4,926,831	3,602,569	4,950,903	4,939,392	5,016,593
To Repair Replacement Reserves	1,568,473	507,152	507,152	497,487	496,330	495,703	504,349
Total Mandatory Transfers	6,554,521	5,414,110	5,433,983	4,100,056	5,447,233	5,435,095	5,520,942
Change in Cash Balance Before Transfers to Reserve for Facility Improvements	1,098,506	2,612,908	235,349	2,883,843	1,223,260	2,651,924	3,052,060
Transfer to Reserve for Facility Improvement	1,047,267	371,675	3,862,100	3,309,675	1,450,695	2,524,903	2,946,956
Change in Cash Balance	51,239	2,241,233	(3,626,751)	(425,832)	(227,435)	127,021	105,104
Beginning Cash	4,484,416	4,535,655	7,461,113	3,834,362	3,408,530	3,181,095	3,308,116
Add: Evergreen Terrace at July 1, 2009		684,225					
Ending Cash	4,535,655	7,461,113	3,834,362	3,408,530	3,181,095	3,308,116	3,413,220
NOTE: This does not include prepayments for the following year as of June 30.							
% of Ending Cash to Total Expenditures and Transfers	13.05%	21.30%	9.69%	8.56%	8.19%	8.13%	8.06%
Reserves							
Beginning Cash Balance	6,415,582	7,121,451	5,828,069	7,193,517	5,544,579	6,000,504	6,000,110
Add: Mandatory Transfers	1,574,264	507,152	507,152	497,487	496,330	495,703	504,349
Add: Facility Improvement	1,047,267	371,675	3,862,100	3,309,675	1,450,695	2,524,903	2,946,956
Add: Interest Income	177,458	159,743	72,056	143,900	110,900	120,000	120,000
Less: Expenditures	(2,093,120)	(2,331,952)	(3,075,860)	(5,600,000)	(1,602,000)	(3,141,000)	(3,071,400)
Ending Cash Balance	7,121,451	5,828,069	7,193,517	5,544,579	6,000,504	6,000,110	6,500,015

* Evergreen Terrace's financial obligation to HUD was fulfilled in 2009, therefore, Evergreen Terrace is incorporated with Funded Debt in 2010.

UNIVERSITY HOUSING - ELIZABETH APARTMENTS, SIUC
 Comparative Statement of Actual and Estimated
 Income and Expense
 (Cash Basis)

Rent per Month (Elizabeth Apts.)	\$557	\$574	\$582	\$582	\$591	\$600	\$609
Percent Change	7.50%	3.00%	1.50%	0.00%	1.50%	1.50%	1.50%
	FY09 Actual	FY10 Actual	FY11 Actual	FY12 Budget	FY13 Proposed	FY14 Projected	FY15 Projected
Revenues							
Operations	97,619	99,664	92,478	104,100	103,800	105,400	107,000
Interest Income	2,728	2,278	1,193	2,500	700	600	500
Total Revenues	100,347	101,942	93,671	106,600	104,500	106,000	107,500
Expenditures							
Salaries	17,670	19,831	16,645	20,900	21,100	21,500	21,900
Wages (Net of USOE)	1,000	1,000	1,000	0	0	0	0
Equipment	0	4,329	0	15,000	10,000	8,000	5,000
Utilities	16,659	16,048	19,124	20,300	21,500	22,800	24,200
Maintenance (Bldg/Grds/Equip)	16,059	23,269	17,961	21,500	27,700	31,900	35,200
Administration	6,414	6,632	8,955	10,500	7,378	7,436	8,461
University Service Expense	4,336	3,396	4,800	4,427	5,164	5,680	5,414
Small Capital Projects	332	13,431	35,182	20,000	15,000	12,000	10,000
Other Current Expenses	4,275	4,356	4,408	5,400	5,600	5,700	5,800
Total Expenditures	66,745	92,292	108,075	118,027	113,442	115,016	115,975
Change in Cash Balance Before Transfers to Reserve for Facility Improvements	33,602	9,650	(14,404)	(11,427)	(8,942)	(9,016)	(8,475)
Non-Mandatory Transfers							
To Reserves for Facility Improvements	25,000	0	0	0	0	0	0
Transfer to (from) Other Housing Units	0	0	0	0	0	0	0
Total Non-Mandatory Transfers	25,000	0	0	0	0	0	0
Change in Cash Balance	8,602	9,650	(14,404)	(11,427)	(8,942)	(9,016)	(8,475)
Beginning Cash	80,594	89,196	98,846	84,442	73,015	64,073	55,057
Ending Cash	89,196	98,846	84,442	73,015	64,073	55,057	46,582
% of Ending Cash to Total Expenditures and Transfers	97.22%	107.10%	78.13%	61.86%	56.48%	47.87%	40.17%
Reserves							
Beginning Cash Balance	31,678	56,084	44,498	45,029	45,829	46,429	47,129
Add: Facility Improvement	25,000	0	0				
Add: Interest Income	994	1,096	531	800	600	700	800
Less: Expenditures/Permanent Improvement	(1,588)	(12,682)	0				
Ending Cash Balance	56,084	44,498	45,029	45,829	46,429	47,129	47,929

Trustee Marquita Wiley moved approval of the item. The motion was duly seconded by Trustee Jeff Harrison. Student Trustee opinion regarding the motion was as follows: aye, Mr. Jesse Cler; nay, none. The motion carried by the following recorded vote: aye, Mr. Jeff Harrison, Dr. Ed Hightower, Mr. Mark Hinrichs, Mr. John Simmons, Ms. Marquita Wiley; nay, Dr. Roger Herrin, Hon. Don Lowery.

The following item was presented to the Board:

PROPOSED INCREASE: STUDENT ACTIVITY FEE, SIUC
[AMENDMENTS TO 4 POLICIES OF THE BOARD APPENDIX A-6 AND A-11]

Summary

This matter seeks an increase of \$1.35 in the Student Activity Fee, effective Fall Semester 2012, for a proposed rate of \$37.40 per semester prorated over 12 credit hours for Fall, Spring and Summer academic sessions, respectively. This request is for a \$0.10 increase for Campus Safety and a \$1.25 increase for the Rainbow's End Child Development Center. The proposed increase represents a 3.7% increase in the Student Activity Fee.

Rationale for Adoption

The Student Activity Fee provides funding to the Rainbow's End Child Development Center, Campus Safety Program, Fine Arts Program, Undergraduate Student Government, Graduate and Professional Student Council, and staffing overhead in the office of Student Life and Intercultural Relations. This request seeks an increase for only the Rainbow's End Child Development Center and the Campus Safety Center.

The Campus Safety program promotes and funds Women's Services by providing the educational component of the program as well as the Night Safety Transit. The transit portion of the program provides rides for students during evening hours.

The proposed \$0.10 increase for FY 2013 will provide funding to offset the significant increase in fuel costs as well as assist in covering projected salary increases. The proposed increase would bring the portion of the fee that supports the Campus Safety Program to \$1.55.

Rainbow's End is a comprehensive child development program designed to serve the children of SIUC students, faculty and staff and offers reduced user fees for student parents. The facility is licensed by the State of Illinois Department of Children and Family Services and accredited by the National Association for the Education of Young Children. The Center holds a three star rating in the Illinois Quality Star Rating System.

The \$1.25 increase for FY 2013 is proposed to provide funding for general improvements to the facility, now over 15 years old, including maintenance costs associated with the student playground and roof repairs. Additionally, the proposed increase will assist in covering projected salary increases, rising food and insurance costs, and other general inflationary costs for goods and services. The proposed increase would bring the portion of the fee that supports Rainbow's End to \$11.75.

Considerations Against Adoption

University officers are concerned that increasing costs to our students may affect access to the University. Without the fee increase, necessary maintenance and repairs to the Rainbow's End Child Development Center will not be possible and hours will have to be reduced in the Night Safety Transit program.

Constituency Involvement

The Campus Safety Program Advisory Board voted to approve the increase to the campus safety portion.

The Rainbow's End Board of Directors voted to approve the proposed increase to the child care portion.

The proposed fee increase was presented to both the Undergraduate Student Government and the Graduate and Professional Student Council for approval. Expressing concerns about fee increases in general, both student governments do not support the proposed fee.

Resolution

BE IT RESOLVED, By the Board of Trustees of Southern Illinois University in regular meeting assembled, That effective with the collections of fees for the Fall Semester 2012, 4 Policies of the Board Appendix A-6 be amended as follows:

6. General student fee schedule approved by the Board for Southern Illinois University at Carbondale in effect Fall Semester:

Fees (per semester)	2010	2011	<u>2012</u>
Student Activity Fee *	\$36.05	\$36.05	<u>\$37.40</u>

 * Prorated over 12 hours/semester

BE IT FURTHER RESOLVED, That 4 Policies of the Board Appendix A-11 be amended as follows:

11. Student Activity Fee: A Student Activity Fee shall be collected from each student to be used in support of student activities and welfare. This fee shall be reduced 1/12 for each semester hour less than 12.
- a. Funds generated from a ~~\$18.60~~ portion of this fee shall be used for support of student organizations and programming.
 - b. Funds generated from a ~~\$1.45~~\$1.55 portion of this fee shall be used to support a program of campus safety.
 - c. Funds generated from a ~~\$10.50~~\$11.75 portion of this fee shall be used to construct or lease a child care facility and in support of a program of day care for student dependents through Rainbow's End child development center.
 - d. Funds generated from a \$5.50 portion of this fee shall be used for enhanced support of fine arts activities.
 - e. That portion of the funds generated from the fee paid by the medical students at the Springfield facility, including those enrolled in programs of physiology and pharmacology, shall be assessed at the rate of the Carbondale student activity fee and shall be allocated to support student organizations and programming at that location.

BE IT FURTHER RESOLVED, That the President of Southern Illinois University be and is hereby authorized to take whatever action may be required in the execution of this resolution in accordance with established policies and procedures.

STUDENT ACTIVITY FEE, SIUC
Comparative Statement of Actual and Estimated
Income and Expense

Fee per Semester	\$36.05	\$36.05	\$36.05	\$36.05	\$37.40	\$37.40	\$37.40
Percent Change	0.00%	0.00%	0.00%	0.00%	3.74%	0.00%	0.00%
	FY09 Actual	FY10 Actual	FY11 Actual	FY12 Budget	FY13 Proposed	FY14 Projected	FY15 Projected
<u>Revenues</u>							
Student Activity Fee	1,155,525	1,164,029	1,125,576	1,114,320	1,156,048	1,156,048	1,156,048
Interest Income	22,748	20,658	10,186	10,000	10,000	10,000	10,000
Total Revenues	1,178,273	1,184,687	1,135,762	1,124,320	1,166,048	1,166,048	1,166,048
<u>Expenditures</u>							
Rainbow's End	343,675	338,050	329,933	324,559	363,197	363,197	363,197
Campus Safety Program	45,810	46,683	45,562	44,820	47,911	47,911	47,911
Fine Arts Program	170,988	170,489	185,039	169,149	170,007	170,007	170,007
Support of St. Organ & Programs:							
Graduate/Prof Student Council	81,047	77,617	105,812	92,755	95,669	95,301	94,924
Undergraduate Student Government	463,626	426,719	447,826	378,911	390,808	389,302	387,767
Staffing Overhead	89,322	92,317	92,317	92,779	93,706	95,580	97,492
Current Expenses	3,155	1,973	4,651	4,750	4,750	4,750	4,750
Total Expenditures	1,197,623	1,153,848	1,211,140	1,107,723	1,166,048	1,166,048	1,166,048
Change in Cash Balance	(19,350)	30,839	(75,378)	16,597	0	0	0
Beginning Cash	104,809	85,459	116,298	40,920	57,517	57,517	57,517
Ending Cash	85,459	116,298	40,920	57,517	57,517	57,517	57,517
% of Ending Cash to Total Expenditures	7.1%	10.1%	3.4%	5.2%	4.9%	4.9%	4.9%

Trustee Jeff Harrison moved approval of the item. The motion was duly seconded by Trustee Marquita Wiley. Student Trustee opinion regarding the motion was as follows: aye, none; nay, Mr. Jesse Cler. The motion carried by the following recorded vote: aye, Mr. Jeff Harrison, Dr. Ed Hightower, Mr. Mark Hinrichs, Mr. John Simmons, Ms. Marquita Wiley; nay, Dr. Roger Herrin, Hon. Don Lowery.

The following item was presented to the Board:

PROPOSED INCREASE IN STUDENT CENTER FEE, SIUC
[AMENDMENT TO 4 POLICIES OF THE BOARD APPENDIX A-6]

Summary

This matter seeks an increase of \$4.00 in the Student Center Fee, effective Fall Semester 2012, for a proposed rate of \$140.00 per semester prorated over 12 credit hours for Fall, Spring and Summer academic sessions, respectively. The proposed increase represents a 2.9% increase in the Student Center Fee.

Rationale for Adoption

The Student Center serves as the front door and community center for the University. It is a primary venue for co-curricular student life, University events, national and regional conferences, and public and private functions for the larger community of southern Illinois. The programs, activities, services, appearance and ambience of the Student Center represent the University to a broad group of prospective, new, and continuing students and their families, in addition to faculty, staff, and the general public. Multicultural events focus attention on the stimulating and educational diversity of the campus population and programs.

The proposed \$4.00 increase for FY2013 will provide funds toward planned FY 2013 capital and building projects including the following:

- Upgrade/replace escalator lighting with energy efficient lighting
- Energy efficient lighting at the front entrance
- Roman Room renovation
- Energy efficient lighting and ceiling replacement in the river rooms
- Replace chairs for Ballrooms A-D
- Repair and modernization of bookstore loading dock
- Safety improvements to the stair railing at the front entrance
- Improvements to the patio area

In addition, the proposed increase will assist to offset the inflationary cost increases associated with the operation of the Student Center including, but not limited to, escalating utility costs, projected salary increases and other general inflationary costs for goods and services needed to maintain an aging facility.

Considerations Against Adoption

University officers are concerned that increasing costs to our students may affect access to the University. Without the fee increase, repairs and renovations to an aging facility will not be possible.

Constituency Involvement

The Student Center Advisory Board has voted to approve the proposed fee increase.

The proposed fee increase was presented to both the Undergraduate Student Government and the Graduate and Professional Student Council for approval. Expressing concerns about fee increases in general, both the student governments do not support the proposed fee.

Resolution

BE IT RESOLVED, By the Board of Trustees of Southern Illinois University in regular meeting assembled, That effective with the collection of fees for Fall Semester 2012, 4 Policies of the Board Appendix A-6 be amended as follows:

- 6. General student fee schedule approved by the Board for Southern Illinois University at Carbondale in effect Fall Semester:

Fees (per semester)	2010	2011	<u>2012</u>
Student Center *	\$132.50	\$136.00	<u>\$140.00</u>

 * Prorated over 12 hours/semester

BE IT FURTHER RESOLVED, That the President of Southern Illinois University be and is hereby authorized to take whatever action may be required in the execution of this resolution in accordance with established policies and procedures.

Student Center Fee, SIUC
Comparative Statement of Actual and Estimated
Income and Expense

Fee per Semester	\$119.00	\$130.00	\$132.50	\$136.00	\$140.00	\$152.00	\$168.50
Percent Change	3.48%	9.24%	1.92%	2.64%	2.94%	8.57%	10.86%
	FY09 Actual	FY10 Actual	FY11 Actual	FY12 Budget	FY13 Proposed	FY14 Projected	FY15 Projected
Revenues							
Student Center Fee ⁷	3,848,864	4,186,779	4,154,915	4,222,021	4,346,198	4,718,730	5,230,960
Revenue Bond Fee	852,474	914,330	891,209	848,925	847,848	847,848	847,848
Sales (includes sales commissions)	923,336	779,586	771,537	812,240	811,900	812,800	813,700
Rentals	311,729	345,485	355,381	322,193	322,193	323,193	323,193
Other Fees and Services ⁸	168,225	151,993	96,910	93,725	88,395	90,095	91,795
Interest Income	45,699	43,965	22,295	23,000	24,000	25,000	26,000
Total Revenues	6,150,327	6,422,138	6,292,247	6,322,104	6,440,534	6,817,666	7,333,496
Expenditures							
Salaries ³	2,537,561	2,629,249	2,644,630	2,760,000	2,842,000	2,930,000	2,994,000
Wages ²	268,914	292,274	232,825	280,000	280,000	280,000	280,000
Merchandise for Resale	32,781	35,390	20,108	27,000	28,000	29,000	29,000
Utilities ⁵	1,251,111	1,180,727	1,115,940	1,216,146	1,249,530	1,282,952	1,495,695
Maintenance (Bldg/Grounds/Equip) ⁴	383,654	333,064	387,307	391,180	395,092	399,043	403,033
General Administration	97,143	72,337	81,056	99,000	100,000	101,000	101,000
University Service Expense ¹	221,483	246,837	291,282	252,970	270,005	289,054	294,987
Office Expense	78,701	70,267	58,694	77,000	77,000	77,000	77,000
Sales Taxes	2,834	3,453	3,167	3,400	3,450	3,500	3,500
Small Equipment	89,319	44,608	45,435	55,000	55,000	55,000	55,000
Other current expenses ⁸	276,987	213,046	265,481	325,072	319,505	322,774	326,057
Total Expenditures	5,240,488	5,121,252	5,145,925	5,486,768	5,619,582	5,769,323	6,059,272
Mandatory Transfers							
To Debt Service ⁶	529,208	532,035	545,449	547,279	550,172	550,745	548,319
To Repair Replacement Reserves	55,055	51,389	54,982	55,055	55,114	55,222	55,066
Total Mandatory Transfers	584,263	583,424	600,431	602,334	605,286	605,967	603,385
Change in Cash Balance Before Transfers to Reserve for Facility Improvements	325,576	717,462	545,891	233,002	215,666	442,376	670,839
Transfers to Reserve for Facility Improvements	645,055	533,722	530,055	223,055	583,114	743,722	678,066
Change in Cash Balance	(319,479)	183,740	15,836	9,947	(367,448)	(301,346)	(7,227)
Beginning Cash	1,377,766	1,058,287	1,242,027	1,257,863	1,267,810	900,362	599,016
Ending Cash	1,058,287	1,242,027	1,257,863	1,267,810	900,362	599,016	591,789
% of Ending Cash to Total Expenditures & Transfers	16.4%	19.9%	20.0%	20.1%	13.2%	8.4%	8.1%
Reserves							
Beginning Cash Balance	1,379,129	1,502,136	1,733,717	1,432,601	1,200,263	1,299,496	1,399,430
Add: Mandatory Transfers	55,055	51,389	54,982	55,055	55,114	55,222	55,066
Add: Facility Improvement	645,055	533,722	530,055	223,055	583,114	743,722	678,066
Add: Interest Income	39,741	39,072	23,022	28,652	24,005	25,990	27,989
Add: Excess Interest from Debt Service	5,392	-	-	-	-	-	-
Add: Non-Mandatory Transfers (Reclassified)	-	-	73	-	-	-	-
Less: Expenditures	(622,236)	(392,602)	(909,248)	(539,100)	(563,000)	(725,000)	(660,000)
Ending Cash Balance	1,502,136	1,733,717	1,432,601	1,200,263	1,299,496	1,399,430	1,500,551
% of Ending Cash Reserves to Operating Budget	24.4%	27.0%	22.8%	19.0%	20.2%	20.5%	20.5%

ASSUMPTIONS:

¹Assessment of University Service Expense began in FY05; beginning FY11 rates increase from 4.75% to 5.25%. Reduction beginning FY12 for partial offset of Medicare/Social Security expense; rates decreased to 5% for FY13-FY15

² Minimum wage increase of \$0.25/hr effective 7/1/09 and 7/1/10; no increases anticipated for FY12-FY15

³ Assumed 1% average increase in salaries for 1/2 year for FY12; 1% average increase for FY13; 2% average increase for FY14-FY15

⁴ Assumes 1% inflation per year for FY12-FY15 on Maintenance budget

⁵ Utility Costs estimated based on FY11 Actuals and PSO estimates

⁶ Reserves estimates projected based on revised requirements from Treasurer's Office as of 8/16/11.

⁷ Assumes 1% decrease in enrollment for FY12; projected flat enrollment thereafter

⁸ Assumes 2% increase in Property Insurance rates annually FY13-FY15. Addition of Medicare/Social Security Expense for employees included beginning FY1

Trustee Marquita Wiley moved approval of the item. The motion was duly seconded by Secretary Mark Hinrichs. Student Trustee opinion regarding the motion was as follows: aye, Mr. Jesse Cler; nay, none. The motion carried by the following recorded vote: aye, Mr. Jeff Harrison, Dr. Ed Hightower, Mr. Mark Hinrichs, Mr. John Simmons, Ms. Marquita Wiley; nay, Dr. Roger Herrin, Hon. Don Lowery.

The following item was presented to the Board:

PROPOSED INCREASE IN STUDENT MEDICAL BENEFIT (SMB): STUDENT
INSURANCE FEE,SIUC
[AMENDMENT TO 4 POLICIES OF THE BOARD APPENDIX A-6]

Summary

This matter seeks a \$32.00 increase in the Student Medical Benefit (SMB) Student Insurance Fee for a proposed rate of \$345.00 per Fall and Spring Semesters respectively and a \$14.75 increase for a proposed rate of \$159.25 for Summer, effective with the collection of fees for Fall Semester 2012. The proposed increase represents a 10.2% annual increase in the Student Insurance Fee.

Rationale for Adoption

The Student Insurance Fee funds a self-insured program of external medical and hospitalization coverage. The Student Medical Insurance Plan provides students with comprehensive health coverage at affordable low-cost rates. In accordance with current policy, students who have their own comparable health insurance coverage may apply for a refund of the Student Insurance Fee.

National and regional data illustrate that medical costs continue to increase faster than many other goods and services. Administrative efficiencies, negotiated provider discounts and managed care procedures are in place to hold benefit costs down while health care costs continue to increase. However, increased utilization, medical inflation and an increase in the number of catastrophic claims have combined to diminish existing claim reserves making it necessary to increase the Student Insurance Fee in order to continue providing the same level of benefits.

The majority of SIUC students rely on the Student Medical Insurance Plan as their sole source of health insurance coverage. Of the approximately 13,000 students covered by the Student Medical Insurance Plan, approximately 80% have no other insurance coverage beyond the Student Plan. The Student Medical Insurance Plan offers vital insurance benefits to SIUC students. During the last benefit year, the Student Medical Insurance Plan paid over 14,000 claims totaling \$7.8 million for eligible students.

In order to keep insurance cost low, the Student Health Center administration will continue to pursue a number of plan design variables that could impact future claims costs such as increasing deductibles, increasing co-payments, plan maximums, eligibility and enrollment criteria, improving network provider discount arrangements and other managed care opportunities. The Student Health Center administration recognizes shifting significant medical costs to students may negatively impact their ability to achieve their educational goals. The proposed Student Insurance Fee will provide year-around health insurance benefits to SIUC students for an average of \$57.50 per month in FY 2013.

Considerations Against Adoption

University officers are concerned that increasing costs to our students may affect access to the University. Without the fee increase, the student insurance plan will have to reduce available benefits to students.

Constituency Involvement

The Student Health Advisory Board consists of students appointed by both undergraduate and graduate student governments who have considered and recommended the proposed fee increase.

The proposed fee increase was presented to both the Undergraduate Student Government and the Graduate and Professional Student Council for approval. Expressing concerns about fee increases the Undergraduate Student Government does not support the proposed fee. The Graduate and Professional Student Council would like to enhance the available benefits and voted to support a modest increase greater than the proposed rate.

Resolution

BE IT RESOLVED, By the Board of Trustees of Southern Illinois University in regular meeting assembled, That effective with the collections of fees for the Fall Semester 2012, 4 Policies of the Board Appendix A-6 be amended as follows:

6. General student fee schedule approved by the Board for Southern Illinois University at Carbondale in effect Fall Semester:

Fees (Per Semester)	2010	2011	<u>2012</u>
Student Medical Benefit – Student Insurance Fee ³ :	\$298.00 ⁵	\$313.00 ⁵	<u>\$345.00</u> ⁵

³Flat Fee

⁵Summer rates for Student Insurance Fee: ~~2011, \$137.50~~³, 2012, \$144.50³,
2013, \$159.25³

(Effective Summer 2005, Summer rates only assessed to students not enrolled the preceding Spring Semester.)

BE IT FURTHER RESOLVED, That the President of Southern Illinois University be and is hereby authorized to take whatever action may be required in the execution of this resolution in accordance with established policies and procedures.

STUDENT HEALTH SERVICES - INSURANCE FEE, SIUC
Comparative Statement of Actual and Estimated
Income and Expense

Fee Rate per Semester	\$ 243.00	\$284.00	\$298.00	\$313.00	\$345.00	\$380.00	\$418.00
Percent Change	0.00%	16.87%	4.93%	5.03%	10.22%	10.14%	10.00%
FEE COLLECTION & REALLOCATION ACCOUNT^a							
	FY09	FY10	FY11	FY12	FY13	FY14	FY15
	Actual	Actual	Actual	Budget	Proposed	Projected	Projected
<u>Revenues</u>							
SMB: Insurance Fee	6,322,733	7,383,267	7,295,378	7,585,969	8,361,531	9,209,803	10,130,783
Interest Earnings	82,092	71,121	31,319	50,000	50,000	50,000	50,000
Total Net Revenues	6,404,825	7,454,388	7,326,697	7,635,969	8,411,531	9,259,803	10,180,783
<u>Expenditures</u>							
To Operations Account	1,050,000	1,100,000	1,150,000	800,000	575,000	700,000	975,000
To Medical Claims Reserve	5,150,000	6,310,603	6,272,935	6,800,000	7,800,000	8,500,000	9,150,000
To Life Claims Reserve	40,000	10,000	25,000	30,000	30,000	30,000	30,000
To Catastrophe Reserve	0	0	0	0	0	0	0
Other Current Expenses	8,364	10,468	35,645	10,000	9,000	10,000	10,000
Total Expenditures	6,248,364	7,431,071	7,483,580	7,640,000	8,414,000	9,240,000	10,165,000
Change in Cash Balance	156,461	23,317	(156,883)	(4,031)	(2,469)	19,803	15,783
Beginning Cash	8,976	165,437	188,754	31,871	27,840	25,371	45,173
Ending Cash	165,437	188,754	31,871	27,840	25,371	45,173	60,956

^a Fees are collected in this account are redistributed to the Operations Account and Medical & Life Claims Reserve Accounts.

OPERATIONS ACCOUNT

	FY09	FY10	FY11	FY12	FY13	FY14	FY15
	Actual	Actual	Actual	Budget	Proposed	Projected	Projected
<u>Revenues</u>							
Transfers In	1,050,000	1,100,000	1,150,000	800,000	575,000	700,000	975,000
Total Revenue	1,050,000	1,100,000	1,150,000	800,000	575,000	700,000	975,000
<u>Expenditures</u>							
Reinsurance Premium	0	0	0	0	210,000	220,500	231,525
PPO Contracting Fees	421,367	380,344	322,548	325,000	334,750	344,793	355,136
Salaries	490,800	550,568	504,284	385,806	327,025	333,566	340,237
Wages	4,462	2,348	0	0	0	0	0
Travel	986	559	0	1,000	1,000	1,000	1,000
Equipment	294	35,625	0	10,000	10,000	10,000	10,000
Commodities	5,354	5,937	4,556	4,693	4,834	4,979	5,128
Claims System Maintenance	11,495	27,651	25,829	26,604	27,402	28,224	29,070
Other Current Expenses	117,901	103,380	5,061	5,213	5,369	5,530	5,696
Total Expenditures	1,052,659	1,106,412	862,278	758,316	920,380	948,592	977,792
Change in Cash Balance	(2,659)	(6,412)	287,722	41,684	(345,380)	(248,592)	(2,792)
Beginning Cash	435,707	433,048	426,636	714,358	756,042	410,661	162,069
Ending Cash	433,048	426,636	714,358	756,042	410,661	162,069	159,277

MEDICAL CLAIMS RESERVE

	FY09 Actual	FY10 Actual	FY11 Actual	FY12 Budget	FY13 Proposed	FY14 Projected	FY15 Projected
<u>Revenues</u>							
Transfers In	5,150,000	6,310,603	6,272,935	6,800,000	7,800,000	8,500,000	9,150,000
Transfers from Catastrophe Reserve				750,000	500,000		
Total Revenues	5,150,000	6,310,603	6,272,935	7,550,000	8,300,000	8,500,000	9,150,000
<u>Expenditures</u>							
Claims Paid for Current Year	3,122,089	5,339,460	6,599,407	6,594,000	6,923,700	7,269,885	7,633,379
Claims Paid for Previous Year	2,485,852	1,020,425	1,249,409	1,256,000	1,318,800	1,384,740	1,453,977
Total Expenditures	5,607,941	6,359,885	7,848,816	7,850,000	8,242,500	8,654,625	9,087,356
Change in Cash Balance	(457,941)	(49,282)	(1,575,881)	(300,000)	57,500	(154,625)	62,644
Beginning Cash	3,438,916	2,980,975	2,931,693	1,355,812	1,055,812	1,113,312	958,687
Ending Cash	2,980,975	2,931,693	1,355,812	1,055,812	1,113,312	958,687	1,021,331

LIFE CLAIMS RESERVE

<u>Revenues</u>							
Transfers In	40,000	10,000	25,000	30,000	30,000	30,000	30,000
Total Revenues	40,000	10,000	25,000	30,000	30,000	30,000	30,000
<u>Expenditures</u>							
AD&D Claims Paid	40,000	10,000	30,000	30,000	30,000	30,000	30,000
Total Expenditures	40,000	10,000	30,000	30,000	30,000	30,000	30,000
Change in Cash Balance	0	0	(5,000)	0	0	0	0
Beginning Cash	212,767	212,767	212,767	207,767	207,767	207,767	207,767
Ending Cash	212,767	212,767	207,767	207,767	207,767	207,767	207,767

CATASTROPHE RESERVE

<u>Revenues</u>							
Transfers In	0	0	0	0	0	0	0
Interest Earnings ^b	160,153	151,897	71,714	50,000	50,000	50,000	50,000
Total Revenues	160,153	151,897	71,714	50,000	50,000	50,000	50,000
<u>Expenditures</u>							
Use of Reserve	0	0	0	750,000	500,000	0	0
Total Expenditures	0	0	0	750,000	500,000	0	0
Change in Cash Balance	160,153	151,897	71,714	(700,000)	(450,000)	50,000	50,000
Beginning Cash	2,289,669	2,449,822	2,601,719	2,673,433	1,973,433	1,523,433	1,573,433
Ending Cash	2,449,822	2,601,719	2,673,433	1,973,433	1,523,433	1,573,433	1,623,433

^b Interest Earnings are based on cash balances in the Claim Reserve & Operations Account and the Catastrophe Reserve Account.

Trustee Marquita Wiley moved approval of the item. The motion was duly seconded by Secretary Mark Hinrichs. Student Trustee opinion regarding the motion was as follows: aye, Mr. Jesse Cler; nay, none. The motion carried by the following recorded vote: aye, Mr. Jeff Harrison, Dr. Roger Herrin, Dr. Ed Hightower, Mr. Mark Hinrichs, Hon. Don Lowery, Mr. John Simmons, Ms. Marquita Wiley; nay, none.

The following item was presented to the Board:

PROPOSED INCREASE: STUDENT RECREATION FEE, SIUC
[AMENDMENT TO 4 POLICIES OF THE BOARD APPENDIX A-6]

Summary

This matter seeks a \$3.80 increase in the Student Recreation Fee, effective Fall Semester 2012, for a proposed rate of \$134.60 per semester prorated over 12 credits for the Fall, Spring, and Summer academic sessions, respectively. The proposed increase represents a 2.9% increase in the Student Recreation Fee.

Rationale for Adoption

The Student Recreation Center is the focal point for all Recreational Sports and Services' programs and services on campus and impacts the entire southern Illinois region. Over 700,000 people annually enter the facility including current and prospective students, their families, community members, faculty and staff, as well as visitors from all over the world. In addition, the facility hosts intercollegiate athletic events, academic classes, special events and camps, and public and private functions. More than 20,000 facility reservations are processed each year. Over the past six years, participation by students has continually increased in recreation programs and services.

The proposed \$3.80 increase for FY 2013 will provide funds toward planned FY 2013 capital and building projects including the following:

- Replacement of HVAC system (Phase 1 and start Phase 2)
- Replacement of curtains surrounding Courts 4-7
- Refurbish/Recondition Courts 1-3
- Replacement of Shea Natatorium lighting

The proposed increase will provide funding for debt service associated with a major scheduled HVAC replacement and upgrade. The HVAC improvements should reduce future utility consumption. In addition, the proposed increase will assist to offset the inflationary cost increases associated with the operations of the Student Recreation Center.

Considerations Against Adoption

University officers are concerned that increasing costs to our students may affect access to the University. Without the fee increase, repairs and renovations to an aging facility will not be possible.

Constituency Involvement

The constituency represented Recreational Sports and Services Advisory Board voted to approve the proposed fee increase.

The proposed increase was presented to both the Undergraduate Student Government and the Graduate and Professional Student Council for approval. Expressing concerns about fee increases in general, both student governments do not support the proposed fee.

Resolution

BE IT RESOLVED, By the Board of Trustees of Southern Illinois University in regular meeting assembled, That effective with the collection of fees for Fall Semester 2012, 4 Policies of the Board Appendix A-6 be amended as follows:

6. General student fee schedule approved by the Board for Southern Illinois University at Carbondale in effect Fall Semester

Fees (per semester)	2010	2011	<u>2012</u>
Student Recreation *	\$128.30	\$130.80	<u>\$134.60</u>

* Prorated over 12 hours/semester

BE IT FURTHER RESOLVED, That the President of Southern Illinois University be and is hereby authorized to take whatever action may be required in the execution of this resolution in accordance with established policies and procedures.

Student Recreation Fee, SIUC
Comparative Statement of Actual and Estimated
Income and Expense

Fee Rate per Semester	120.00	126.73	128.30	130.80	134.60	138.25	142.25
Percent Change	5.26%	5.61%	1.24%	1.95%	2.91%	2.71%	2.89%
	FY09 Actual	FY10 Actual	FY11 Actual	FY12 Budget	FY13 Proposed	FY14 Projected	FY15 Projected
<u>Revenues</u>							
Student Fees	3,880,076	4,095,760	4,022,049	4,059,416	4,177,350	4,290,629	4,414,770
Entrance Fees	689,809	794,187	780,454	794,000	794,000	794,000	794,000
Other Program Fees	229,937	264,732	260,151	264,750	264,750	264,750	264,750
Rentals	42,039	47,810	36,362	47,800	47,800	47,800	47,800
Interest Income	16,181	24,132	15,456	7,300	7,300	7,300	7,300
Total Revenues	4,858,042	5,226,621	5,114,472	5,173,266	5,291,200	5,404,479	5,528,620
<u>Expenditures</u>							
Salaries	1,850,951	1,802,002	1,943,070	1,952,002	1,832,508	1,983,211	2,086,754
Net Wages	635,327	576,731	610,715	625,212	625,212	625,212	650,000
Equipment	113,216	83,952	236,839	60,000	60,000	60,000	60,000
Group Health Insurance	29,300	29,300	29,300	34,240	43,923	43,923	43,923
Utilities	691,108	811,315	779,887	860,000	890,000	900,000	930,000
Maintenance-Bldg/Equip/Grnds	511,693	397,168	469,249	393,100	404,893	420,040	420,040
University Service Expense	170,167	196,075	241,373	191,026	243,802	232,679	237,590
Other Current Expenditures	376,734	263,845	398,051	315,082	320,414	330,026	290,000
Total Expenditures	4,378,496	4,160,388	4,708,484	4,430,662	4,420,752	4,595,091	4,718,307
<u>Mandatory Transfers</u>							
To Debt Service	389,252	395,084	408,919	413,936	574,859	729,840	729,411
To Repair Replacement Reserves	42,048	42,048	42,048	42,048	57,547	73,036	73,071
	431,300	437,132	450,967	455,984	632,406	802,876	802,482
Change in Cash Balance Before Transfers to Reserve for Facility Improvements	48,246	629,101	(44,979)	286,620	238,042	6,512	7,831
Transf. to Reserve for Facility Improvements	500,000	(200,000)	430,000	295,000	250,000	18,000	
Change in Cash Balance	(451,754)	829,101	(474,979)	(8,380)	(11,958)	(11,488)	7,831
Beginning Cash	561,592	109,838	938,939	463,960	455,580	443,622	432,134
Ending Cash	109,838	938,939	463,960	455,580	443,622	432,134	439,965
% of Ending Cash to Total Expenditures and Transfers	2.1%	21.4%	8.3%	8.8%	8.4%	8.0%	8.0%
<u>Reserves</u>							
Beginning Cash Balance	814,407	929,379	694,001	603,771	650,000	700,000	800,000
Add: Mandatory Transfers	42,048	42,048	42,048	42,048	57,547	73,036	73,071
Add: Facility Improvement	500,000	(200,000)	430,000	295,000	250,000	18,000	0
Add: Interest Income	29,555	18,701	10,067	9,074	9,074	9,075	9,075
Less: Expenditures	(456,631)	(96,127)	(572,345)	(299,893)	(266,621)	(111)	(30,726)
Ending Cash Balance	929,379	694,001	603,771	650,000	700,000	800,000	851,420

Trustee Marquita Wiley moved approval of the item. The motion was duly seconded by Secretary Mark Hinrichs. Student Trustee opinion regarding the motion was as follows: aye, none; nay, Mr. Jesse Cler. The motion carried by the following recorded vote: aye, Mr. Jeff Harrison, Dr. Ed Hightower, Mr. Mark Hinrichs, Mr. John Simmons, Ms. Marquita Wiley; nay, Dr. Roger Herrin, Hon. Don Lowery.

The following item was presented to the Board:

PROPOSED INCREASE: ATHLETIC FEE, SIUE
[AMENDMENT TO 4 POLICIES OF THE BOARD APPENDIX B-4]

Summary

This matter would approve a rate increase in the Athletic Fee of \$4.85 per semester, effective fall 2012. The semester rate would increase from \$160.85 to \$165.70 for FY13. This is a 3.0% increase.

Attached for information is historic, current and projected fiscal year income and expense information concerning the Intercollegiate Athletic Program.

Rationale for Adoption

The Athletic Fee is the principal source of revenue supporting the Intercollegiate Athletic Program at SIUE. The proposed increase of \$4.85 per semester would support the annual operating expenses associated with the Board-approved reclassification from NCAA Division II to Division I status and would move the program toward established fund balance targets.

Considerations Against Adoption

University officers are concerned about increases in the cost of attendance and their possible negative effect on access to the University. Such concerns are integral to SIUE's annual fee review process and reflect its historic efforts to maintain fees at the lowest practical level.

Constituency Involvement

The proposal was developed by the NCAA Division I Reclassification Workgroup and forwarded to the Intercollegiate Athletic Council, the review body for the Intercollegiate Athletic Program, which includes students, staff, and faculty. The proposed fee increase was approved by the Student Senate and the University Planning and Budget Council. The Chancellor and the Vice Chancellor for Student Affairs, SIUE, have recommended this matter to the President.

Resolution

BE IT RESOLVED, By the Board of Trustees of Southern Illinois University in regular meeting assembled, That:

(1) 4 Policies of the Board Appendix B-4 be amended as follows: Effective with the collection of charges for fall 2012, the Athletic Fee, SIUE, be assessed as follows:

Semester Fee Rates

<u>Semester Hours</u>	<u>FY12 Fee</u>	<u>FY13 Fee</u>
1	\$26.80	\$27.60
2	53.60	55.20
3	80.40	82.80
4	107.20	110.40
5	134.00	138.00
6	160.85	165.70
7	160.85	165.70
8	160.85	165.70
9	160.85	165.70
10	160.85	165.70
11	160.85	165.70
12 & Over	160.85	165.70

Summer Session Fee Rates

<u>Semester Hours</u>	<u>FY13 Fee</u>	<u>FY14 Fee</u>
1	\$17.90	<u>\$18.40</u>
2	35.80	<u>36.80</u>
3	53.70	<u>55.20</u>
4	71.60	<u>73.60</u>
5	89.50	<u>92.00</u>
6	107.25	<u>110.45</u>
7	107.25	<u>110.45</u>
8	107.25	<u>110.45</u>
9	107.25	<u>110.45</u>
10	107.25	<u>110.45</u>
11	107.25	<u>110.45</u>
12 & Over	107.25	<u>110.45</u>

(2) The President of Southern Illinois University be and is hereby authorized to take all action required in the execution of this resolution in accordance with established policies and procedures.

**Southern Illinois University Edwardsville
FY2013 Fee Review - Intercollegiate Athletics**

Cash Basis

3/2/2012

	FY 09 Actual	FY 10 Actual	FY 11 Actual	FY 12 Current	FY 13 Plan	FY 14 Plan	FY 15 Plan	FY 16 Plan
Revenue								
Fee Revenue - Base	\$2,903,164	\$3,950,000	\$4,250,000	\$4,335,000	\$4,335,000	\$4,335,000	\$4,335,000	\$4,335,000
Fee Increase - FY13	\$0	\$0	\$0	\$0	\$117,786	\$117,786	\$117,786	\$117,786
Fee Increase - FY14	\$0	\$0	\$0	\$0	\$0	\$134,071	\$134,071	\$134,071
Fee Increase - FY15	\$0	\$0	\$0	\$0	\$0	\$0	\$137,595	\$137,595
Fee Increase - FY16	\$0	\$0	\$0	\$0	\$0	\$0	\$0	\$144,416
Fee Reserve Account	\$276,149	\$151,860	\$197,598	\$32,960	\$44,725	\$50,191	\$50,944	\$51,708
Student Fee Revenue	\$3,179,313	\$4,101,860	\$4,447,598	\$4,367,960	\$4,497,511	\$4,637,048	\$4,775,396	\$4,920,576
Other (Non-Fee) Revenue								
Intercollegiate Athletics	385,343	421,560	392,840	412,362	537,004	1,232,622	1,254,661	1,278,250
Scholarship & Awards	0	(1,460)	3,000	0	0	0	0	0
Concessions	31,525	35,590	38,231	42,274	48,798	53,472	56,053	58,763
Total Other Revenue	416,867	455,690	434,071	454,636	585,802	1,286,094	1,310,715	1,337,012
Total Revenue	\$3,596,181	\$4,557,550	\$4,881,669	\$4,822,596	\$5,083,313	\$5,923,142	\$6,086,111	\$6,257,589
Expenditures								
Salaries	1,308,947	1,625,470	2,062,391	2,276,741	2,517,343	2,883,959	2,963,196	3,048,705
Wages	49,345	92,671	117,226	117,996	120,363	122,444	124,097	125,788
Subtotal	1,358,292	1,718,141	2,179,617	2,394,737	2,637,706	3,006,403	3,087,293	3,174,493
Other:								
Other	51,543	42,044	77,469	81,454	86,425	90,581	93,777	97,092
Capital Reserves	0	0	0	0	0	0	0	0
Travel	175,137	197,608	203,128	212,269	221,821	231,803	242,234	253,134
Equipment	88,208	166,694	315,470	38,000	30,000	30,000	30,000	30,000
Commodities	216,894	261,909	237,806	242,566	247,422	252,375	257,427	262,580
Cash Awards & Waivers	443,808	668,462	776,822	1,000,000	1,117,250	1,162,500	1,209,000	1,257,360
Contractual Svcs	781,663	889,147	1,249,306	799,284	772,569	807,323	843,640	881,591
Operation of Auto	72,755	57,681	59,577	60,769	61,984	63,224	64,488	65,778
Telecommunications	32,917	54,407	55,295	56,862	59,107	60,858	62,661	64,518
Total Expenditures	\$3,221,218	\$4,056,093	\$5,154,489	\$4,885,941	\$5,234,284	\$5,705,065	\$5,890,519	\$6,086,547
Change in Cash Balance	\$374,963	\$501,457	(\$272,820)	(\$63,345)	(\$150,971)	\$218,077	\$195,592	\$171,042
Beginning Cash Balance	155,014	529,977	1,031,434	758,614	695,269	544,298	762,375	957,967
Ending Cash Balance	\$529,977	\$1,031,434	\$758,614	\$695,269	\$544,298	\$762,375	\$957,967	\$1,129,009
Athletic Fee	\$235,000	\$292,400	\$312,400	\$321,700	\$331,400	\$341,300	\$351,600	\$362,100

Trustee Marquita Wiley moved approval of the item. The motion was duly seconded by Trustee Jeff Harrison. Student Trustee opinion regarding the motion was as follows: aye, none; nay, Mr. Jesse Cler. The motion carried by the following recorded vote: aye, Mr. Jeff Harrison, Dr. Ed Hightower, Mr. Mark Hinrichs, Mr. John Simmons, Ms. Marquita Wiley; nay, Dr. Roger Herrin, Hon. Don Lowery.

The following item was presented to the Board:

PROPOSED INCREASE: FACILITIES FEE, SIUE
[AMENDMENT TO 4 POLICIES OF THE BOARD APPENDIX B-4]

Summary

This matter would approve a rate increase in the Facilities Fee of \$.50 per credit hour, effective fall 2012. The academic year fee would increase from \$540.00 to \$555.00. This is slightly less than a 3.0% increase.

Attached for information is historic, current and projected fiscal year income and expense information concerning the Fee.

Rationale for Adoption

A proposed \$18.50 per credit hour Facilities Fee is being requested beginning fall semester 2012 to update the campus buildings. During the next ten to fifteen years, SIUE will see an unprecedented increase in major building repairs. The Edwardsville Campus has a large group of major buildings and most of its infrastructure was built over a short period of time during the same era. There are seven major buildings on campus built between 1965 and 1979, totaling nearly one million square feet. Major systems of that era are reaching the end of their economic lives. Experience has shown that once buildings go past their economic life, the operating and maintenance cost rise rapidly and the ability to meet user needs and to adapt to changing user demands decrease. Some of these impacts are already visible on campus. The first projects funded with this fee were to replace the failing bleachers in the Vadalabene Center, replace failing roofs, renovate the first floor of the Library, and renovate offices and classrooms in Peck Hall. The fee also will help address a growing utilities shortfall that began in FY11 primarily due to rising costs of electricity and gas. This Fee will be charged to all on-campus students.

In the future, this Fee is presumed to increase by a not-to-exceed 3% inflation factor.

Considerations Against Adoption

University officers are always concerned about increases in the cost of attendance and their possible negative effect on access to the University. Such concerns are integral to SIUE's annual fee review process and reflect its historic efforts to maintain fees at the lowest practical level.

Constituency Involvement

The proposed fee increase was approved by the Student Senate and the University Planning and Budget Council. The Chancellor, the Vice Chancellor for Student Affairs, and the Vice Chancellor for Administration, SIUE, have recommended this matter to the President.

Resolution

BE IT RESOLVED, By the Board of Trustees of Southern Illinois University in regular meeting assembled, That:

- (1) 4 Policies of the Board Appendix B-4 be amended as follows:

Credit Hour Fee Rate

Facilities Fee (7)	<u>FY12 Fee</u>	<u>FY13 Fee</u>
	18.00	18.50

- (2) The President of Southern Illinois University be and is hereby authorized to take whatever action may be required in the execution of this resolution in accordance with established policies and procedures.

**Southern Illinois University Edwardsville
FY 2013 Fee Review - Facilities Fee**

3/2/2012

Cash Basis

Revenue	FY 09 Actual	FY 10 Actual	FY 11 Actual	FY 12 Projected	FY 13 Plan	FY 14 Plan	FY 15 Plan	FY 16 Plan
Fee Revenue - Base	\$3,954,941	\$5,230,807	\$6,157,394	\$6,153,859	\$6,325,241	\$6,512,174	\$6,700,693	\$6,904,764
Fee Increase - FY13			0	0	0	0	0	0
Fee Increase - FY14			0	0	0	0	0	0
Fee Increase - FY15			0	0	0	0	0	0
Fee Increase - FY16			0	0	0	0	0	0
Student Fee Revenue	\$3,954,941	\$5,230,807	\$6,157,394	\$6,153,859	\$6,325,241	\$6,512,174	\$6,700,693	\$6,904,764
Other (Non-Fee) Revenue								
X Revenue	0	0	0	0	0	0	0	0
Y Revenue	0	0	0	0	0	0	0	0
Z Revenue	0	0	0	0	0	0	0	0
Interest Income	11,480	16,254	31,170	50,990	36,325	74,021	31,378	25,869
Total Other Revenue	11,480	16,254	31,170	50,990	36,325	74,021	31,378	25,869
Total Revenue	\$3,966,421	\$5,247,061	\$6,188,564	\$6,204,849	\$6,361,566	\$6,586,195	\$6,732,071	\$6,930,633
Expenditures								
Salaries	0	0	0	0	87,550	90,177	92,882	95,668
Wages	0	0	0	0	0	0	0	0
Subtotal	0	0	0	0	87,550	90,177	92,882	95,668
Other:								
Debt Service, incl. RRR	0	0	0	0	0	0	0	0
Travel	0	0	0	0	0	0	0	0
Equipment	165,140	2,640	1,177,828	0	0	0	0	0
Commodities	200	0	0	0	0	0	0	0
Contractual Services	342,898	138,773	707,805	911,732	1,082,134	644,904	471,591	1,098,471
Operation of Auto	0	0	0	0	0	0	0	0
Telecommunications	27,152	0	1,028	0	0	0	0	0
Permanent Improvements	4,927,323	2,834,790	1,904,329	6,759,622	3,889,712	8,693,948	6,534,855	5,233,037
Other Expenditures	0	0	0	0	0	0	0	0
Total Expend. Before S.P.	\$5,462,713	\$2,976,202	\$3,790,990	\$7,671,354	\$5,059,396	\$9,429,029	\$7,099,328	\$6,427,176
Change in Cash Bal. Before S.P.	(\$1,496,291)	\$2,270,859	\$2,397,574	(\$1,466,504)	\$1,302,170	(\$2,842,835)	(\$367,257)	\$503,456
Special Projects	0	0	0	0	0	0	0	0
Change in Cash Bal. After S.P.	(\$1,496,291)	\$2,270,859	\$2,397,574	(\$1,466,504)	\$1,302,170	(\$2,842,835)	(\$367,257)	\$503,456
Change in Other Assets & Liab's	0	0	0	0	0	0	0	0
Beginning Cash Balance	1,926,894	430,603	2,701,462	5,099,035	3,632,531	4,934,701	2,091,866	1,724,609
Ending Cash Balance	\$430,603	\$2,701,462	\$5,099,035	\$3,632,531	\$4,934,701	\$2,091,866	\$1,724,609	\$2,228,065
Memo: Fac Fee (2 Semesters)	\$495.00	\$510.00	\$525.00	\$540.00	\$555.00	\$571.50	\$588.00	\$606.00

Vice Chair Ed Hightower moved approval of the item. The motion was duly seconded by Secretary Mark Hinrichs. Student Trustee opinion regarding the motion was as follows: aye, Mr. Jesse Cler; nay, none. The motion carried by the following recorded vote: aye, Mr. Jeff Harrison, Dr. Ed Hightower, Mr. Mark Hinrichs, Mr. John Simmons, Ms. Marquita Wiley; nay, Dr. Roger Herrin, Hon. Don Lowery.

The following item was presented to the Board:

PROPOSED INCREASE: INFORMATION TECHNOLOGY FEE, SIUE
[AMENDMENT TO 4 POLICIES OF THE BOARD APPENDIX B-4]

Summary

This matter would approve a rate increase in the Information Technology Fee of \$.20 per credit hour, effective fall semester 2012, for a proposed total rate of \$6.85 per credit hour. This is a 3.0% increase.

Attached is historic, current, and projected fiscal year information on revenues and expenditures for the Information Technology Fee.

Rationale for Adoption

A proposed \$6.85 per credit hour Information Technology Fee is being requested beginning fall semester 2012 to offset inflationary operating cost increases and to maintain an appropriate fund balance. The cost per credit hour is viewed as the most equitable approach since students' demand for services has some proportionality to the number of classes they take. It is also consistent with SIUE's uncapped tuition.

The costs of supporting computing and the campus network infrastructure have been historically funded through a combination of network connection "jack charges" and appropriated funds. The available funds have remained stagnant, while the demand for services has grown dramatically. Every year, more of the University's operations are done through computing resources and require an ever greater infrastructure. The University needs to continually expand and enhance computing resources and the campus network infrastructure to satisfy the increasing demand as well as maintain and support information technology services to its faculty, staff, and students.

Considerations Against Adoption

University officers are concerned that increasing student costs may affect access to the University. Such concerns are the basis for University efforts to maintain fees and charges at the lowest practical level.

Constituency Involvement

The proposed fee increase was approved by the Student Senate and the University Planning and Budget Council. The Chancellor and the Vice Chancellor for Student Affairs, SIUE, have recommended this matter to the President.

Resolution

BE IT RESOLVED, By the Board of Trustees of Southern Illinois University in regular meeting assembled, That:

- (1) 4 Policies of the Board Appendix B-4 be amended as follows:

Effective with the collection of charges for fall 2012, the Information Technology Fee, SIUE, be assessed as follows:

Credit Hour Fee Rate

<u>FY12 Fee</u>	<u>FY13 Fee</u>
6.65	<u>6.85</u>

- (2) The President of Southern Illinois University be and is hereby authorized to take whatever action may be required in the execution of this resolution in accordance with established policies and procedures.

**Southern Illinois University Edwardsville
FY 2013 Fee Review - Information Technology Fee**

Cash Basis

3/2/2012

<u>Revenue</u>	<u>FY 09 Actual</u>	<u>FY 10 Actual</u>	<u>FY 11 Actual</u>	<u>FY 12 Projected</u>	<u>FY 13 Plan</u>	<u>FY 14 Plan</u>	<u>FY 15 Plan</u>	<u>FY 16 Plan</u>
Fee Revenue - Base	\$2,154,678	\$2,297,799	\$2,380,322	\$2,318,723	\$2,322,134	\$2,322,134	\$2,322,134	\$2,322,134
Fee Increase - FY13			63,016		63,016	63,016	63,016	63,016
Fee Increase - FY14						69,840	69,840	69,840
Fee Increase - FY15							69,838	69,838
Fee Increase - FY16								69,838
Student Fee Revenue	\$2,154,678	\$2,297,799	\$2,380,322	\$2,318,723	\$2,385,150	\$2,454,990	\$2,524,828	\$2,594,666
Other (Non-Fee) Revenue								
Sales	0	0	0	0	0	0	0	0
Deposits	0	0	19	0	0	0	0	0
Z Revenue	0	0	0	0	0	0	0	0
Interest Income	10,881	13,766	11,284	19,410	11,424	16,078	14,410	12,603
Total Other Revenue	10,881	13,766	11,303	19,410	11,424	16,078	14,410	12,603
Total Revenue	\$2,165,559	\$2,311,564	\$2,391,625	\$2,338,133	\$2,396,574	\$2,471,068	\$2,539,238	\$2,607,269
<u>Expenditures</u>								
Salaries	576,798	496,289	577,033	643,280	650,591	670,109	690,212	710,918
Wages	0	0	0	0	0	0	0	0
Subtotal	576,798	496,289	577,033	643,280	650,591	670,109	690,212	710,918
Other:								
Debt Service, incl. RRR	0	0	0	0	0	0	0	0
Travel	0	0	0	1,545	1,576	1,623	1,672	1,722
Equipment	267,905	260,863	350,567	1,289,868	645,000	664,350	684,281	704,809
Commodities	313	3,696	1,824	0	0	0	0	0
Contractual Services	797,981	877,480	987,327	1,039,503	1,003,949	1,075,281	1,107,539	1,140,765
Operation of Auto	0	0	0	0	0	0	0	0
Telecommunications	163,200	110,142	74,639	68,639	70,012	72,112	74,275	76,503
Permanent Improvements	335,279	87,777	0	0	0	0	0	0
Other Expenditures	7,818	7,818	9,249	11,520	11,866	12,222	12,589	12,967
Total Expend. Before S.P.	\$2,149,294	\$1,844,065	\$2,000,638	\$3,054,355	\$2,382,994	\$2,495,697	\$2,570,568	\$2,647,684
Change in Cash Bal. Before S.P.	\$16,266	\$467,500	\$390,988	(\$716,222)	\$13,580	(\$24,629)	(\$31,330)	(\$40,415)
Special Projects	42,408	(1,200)	34,065	82,400	84,048	86,569	89,166	91,841
Change in Cash Bal. After S.P.	(\$26,143)	\$468,700	\$356,923	(\$798,622)	(\$70,468)	(\$111,198)	(\$120,496)	(\$132,256)
Change in Other Assets & Liab's	0	0	0	0	0	0	0	0
Beginning Cash Balance	1,141,493	1,115,350	1,584,050	1,940,972	1,142,351	1,071,883	960,685	840,189
Ending Cash Balance	\$1,115,350	\$1,584,050	\$1,940,972	\$1,142,351	\$1,071,883	\$960,685	\$840,189	\$707,933
Memo: IT Fee (2 Semesters)	\$187.50	\$193.50	\$196.50	\$199.50	\$205.50	\$211.50	\$217.50	\$223.50

Secretary Mark Hinrichs moved approval of the item. The motion was duly seconded by Trustee Marquita Wiley. Student Trustee opinion regarding the motion was as follows: aye, Mr. Jesse Cler; nay, none. The motion carried by the following recorded vote: aye, Mr. Jeff Harrison, Dr. Ed Hightower, Mr. Mark Hinrichs, Mr. John Simmons, Ms. Marquita Wiley; nay, Dr. Roger Herrin, Hon. Don Lowery.

The following item was presented to the Board:

PROPOSED INCREASE: STUDENT FITNESS CENTER FEE, SIUE
[AMENDMENT TO 4 POLICIES OF THE BOARD APPENDIX B-4]

Summary

This matter would approve a rate increase for the Student Fitness Center Fee of \$1.95 per semester, effective fall 2012. The semester rate would increase from \$79.80 to \$81.75 for FY13. This is a 2.4% increase.

Attached for information is historic, current and projected fiscal year income and expense information concerning the Student Fitness Center.

Rationale for Adoption

The Student Fitness Center Fee is the principal source of revenue supporting the Student Fitness Center at SIUE. The proposed increase equating to \$1.95 per semester would offset inflationary operating cost increases in salaries, utilities and general costs, support student programming, maintain an appropriate fund balance, permit moderate equipment replacement, provide for administrative costs assessed auxiliaries and meet cash balance targets. The increase will also enable the Student Fitness Center to adequately fund the Repair and Replacement Reserve account used for equipment replacement, renovations and facility enhancements. The increase will permit the Student Fitness Center to continue operating at the extended hours and service levels necessary to serve residential students.

Considerations Against Adoption

University officers are concerned about increases in the cost of attendance and their possible negative effect on access to the University. Such concerns are integral to SIUE's annual fee review process and reflect its historic efforts to maintain fees at the lowest practical level.

Constituency Involvement

The proposal was developed by the Campus Recreation Advisory Committee, the review body for the Student Fitness Center Fee, which includes students, staff, faculty and alumni. The proposed fee increase was approved by the Student Senate and the University Planning and Budget Council. The Chancellor and the Vice Chancellor for Student Affairs, SIUE, have recommended this matter to the President.

Resolution

BE IT RESOLVED, By the Board of Trustees of Southern Illinois University in regular meeting assembled, That:

(1) 4 Policies of the Board Appendix B-4 be amended as follows: Effective with the collection of charges for fall 2012, the Student Fitness Center Fee, SIUE, be assessed as follows:

Semester Fee Rates

<u>Semester Hours</u>	<u>FY12 Fee</u>	<u>FY13 Fee</u>
1	\$ 79.80	\$ <u>81.75</u>
2	79.80	<u>81.75</u>
3	79.80	<u>81.75</u>
4	79.80	<u>81.75</u>
5	79.80	<u>81.75</u>
6	79.80	<u>81.75</u>
7	79.80	<u>81.75</u>
8	79.80	<u>81.75</u>
9	79.80	<u>81.75</u>
10	79.80	<u>81.75</u>
11	79.80	<u>81.75</u>
12 & Over	79.80	<u>81.75</u>

Summer Session Fee Rates

<u>Semester Hours</u>	<u>FY13 Fee</u>	<u>FY14 Fee</u>
1	\$ 53.20	<u>\$54.50</u>
2	53.20	<u>54.50</u>
3	53.20	<u>54.50</u>
4	53.20	<u>54.50</u>
5	53.20	<u>54.50</u>
6	53.20	<u>54.50</u>
7	53.20	<u>54.50</u>
8	53.20	<u>54.50</u>
9	53.20	<u>54.50</u>
10	53.20	<u>54.50</u>
11	53.20	<u>54.50</u>
12 & Over	53.20	<u>54.50</u>

(2) The President of Southern Illinois University be and is hereby authorized to take all action required in the execution of this resolution in accordance with established policies and procedures.

**Southern Illinois University Edwardsville
FY 2013 Fee Review - Student Fitness Center Fee**

Cash Basis

3/2/2012

<u>Revenue</u>	<u>FY 09</u> <u>Actual</u>	<u>FY 10</u> <u>Actual</u>	<u>FY 11</u> <u>Actual</u>	<u>FY 12</u> <u>Projected</u>	<u>FY 13</u> <u>Plan</u>	<u>FY 14</u> <u>Plan</u>	<u>FY 15</u> <u>Plan</u>	<u>FY 16</u> <u>Plan</u>
Fee Revenue - Base	\$1,977,852	\$2,274,019	\$2,357,466	\$2,281,017	\$2,283,391	\$2,283,391	\$2,283,391	\$2,283,391
Fee Increase - FY13	0	0	0	0	48,876	\$48,876	\$48,876	\$48,876
Fee Increase - FY14	0	0	0	0	0	\$57,050	\$57,050	\$57,050
Fee Increase - FY15	0	0	0	0	0	\$0	\$58,304	\$58,304
Fee Increase - FY16	0	0	0	0	0	\$0	\$0	\$60,089
Student Fee Revenue	\$1,977,852	\$2,274,019	\$2,357,466	\$2,281,017	\$2,332,267	\$2,389,317	\$2,447,621	\$2,507,710
Other (Non-Fee) Revenue								
Fees	180,215	180,517	171,902	170,000	171,700	\$173,417	\$175,151	\$176,903
Other Revenue	2,983	7,153	18,163	18,350	18,534	\$18,719	\$18,906	\$19,095
Sales	9,045	7,406	10,873	10,980	11,090	\$11,201	\$11,313	\$11,426
Interest Income	10,646	12,355	8,620	8,351	6,735	\$9,336	\$8,285	\$6,589
Total Other Revenue	202,889	207,431	209,557	207,681	208,059	212,673	213,655	214,013
Total Revenue	\$2,180,741	\$2,481,450	\$2,567,023	\$2,488,698	\$2,540,326	\$2,601,990	\$2,661,276	\$2,721,723
<u>Expenditures</u>								
Salaries	358,246	374,752	388,553	452,959	471,516	\$485,650	\$518,723	\$532,767
Wages	187,848	240,626	249,309	256,700	264,401	\$272,333	\$280,503	\$288,918
Subtotal	546,094	615,378	637,862	709,659	735,917	757,983	799,226	821,685
Other:								
Debt Service, incl. RRR	993,741	958,680	907,886	952,392	1,149,437	\$1,180,318	\$1,210,048	\$1,233,180
Travel	6,931	1,747	4,069	7,000	7,140	\$7,354	\$8,400	\$8,652
Equipment	24,495	13,190	63,584	38,137	38,900	\$40,067	\$41,269	\$42,507
Commodities	30,393	37,987	41,426	44,240	45,174	\$46,542	\$47,944	\$49,378
Contractual Services	287,363	330,205	322,187	332,847	348,051	\$366,082	\$385,136	\$409,934
Operation of Auto	962	966	393	800	816	\$840	\$865	\$891
Telecommunications	7,862	9,670	8,496	8,800	8,976	\$9,245	\$9,522	\$9,808
Administrative Costs	83,710	85,000	87,000	87,000	87,000	\$87,000	\$87,000	\$87,000
Other Expenditures	20,362	16,119	18,682	19,485	20,004	\$20,627	\$22,901	\$23,656
Total Expend. Before S.P.	\$2,001,912	\$2,068,941	\$2,091,584	\$2,200,360	\$2,441,414	\$2,516,057	\$2,612,310	\$2,686,691
Change in Cash Bal. Before S.P.	\$178,829	\$412,509	\$475,439	\$288,338	\$98,912	\$85,933	\$48,966	\$35,032
Special Projects	0	400,000	720,000	450,000	150,000	\$156,000	\$162,000	\$168,000
Change in Cash Bal. After S.P.	\$178,829	\$12,509	(\$244,561)	(\$161,662)	(\$51,098)	(\$70,067)	(\$113,034)	(\$132,968)
Change in Other Assets & Liab's	0	0	0	0	0	0	0	0
Beginning Cash Balance	888,343	1,067,172	1,079,681	835,120	673,458	622,370	552,302	439,268
Ending Cash Balance	\$1,067,172	\$1,079,681	\$835,120	\$673,458	\$622,370	\$552,302	\$439,268	\$306,300
SFC Fee (2 Semesters)	\$138.60	\$152.60	\$157.60	\$159.60	\$163.50	\$167.50	\$171.60	\$175.80

Trustee Marquita Wiley moved approval of the item. The motion was duly seconded by Vice Chair Ed Hightower. Student Trustee opinion regarding the motion was as follows: aye, none; nay, Mr. Jesse Cler. The motion carried by the following recorded vote: aye, Mr. Jeff Harrison, Dr. Ed Hightower, Mr. Mark Hinrichs, Mr. John Simmons, Ms. Marquita Wiley; nay, Dr. Roger Herrin, Hon. Don Lowery.

The following item was presented to the Board:

PROPOSED INCREASE: STUDENT WELFARE AND ACTIVITY FEE, SIUE
[AMENDMENT TO 4 POLICIES OF THE BOARD APPENDIX B-4]

Summary

This matter would approve a rate increase, effective fall 2012, in the Student Welfare and Activity Fee (SWAF). The full-time semester fee would increase from \$109.95 to \$112.90. This is a 2.7% increase.

Four of the current seven sub-fees within SWAF—Student Activities and Organizations, Campus Recreation, Student Publications Operations and Counseling & Health Services — would be increased by \$2.95 per semester in total. The other sub-fees, Student Programming, Student Government and Student Legal Services, will remain at the same rate as FY-12.

Attached for information is historic, current and projected fiscal year income and expense information for these sub-fees.

Rationale for Adoption

SIUE's Student Welfare and Activity Fee includes seven sub-fees which fund a variety of services, programs and activities which support campus life. As authorized by the Board, some of the sub-fees are assessed on a flat-rate basis while others are prorated across hours of enrollment. The following section addresses the sub-fees proposed to increase.

Student Activities and Organization

This sub-fee funds registered student organizations at SIUE for office maintenance, non-programmatic organizational, and organizational publications expenses; inter-organizational orientation workshops; a student travel account; and special requests. The proposed \$.45 per semester increase will offset cumulative inflationary cost increases, enhance and improve existing programs and fund new

initiatives to support SIUE's increased enrollment. With the increase of \$.45 per semester, the subfee would be \$4.45 for a full-time student.

Campus Recreation

This sub-fee funds the operational and program expenditures of Campus Recreation. The proposed \$.70 per semester increase will offset cumulative inflationary cost increases and better support programming appropriate to SIUE's increased residential population. The fee increase will support the rapidly expanding activities and services such as intramural and club sports and the operations of the outdoor sports complex. With the increase of \$.70 per semester, the sub-fee would be \$24.25 per semester for a full-time student.

Student Publications Operations

This sub-fee funds the printing and other publication costs of the student newspaper and media, as well as replacement of equipment. The proposed \$.25 per semester increase for Student Publications Operations will offset cumulative inflationary cost increases. With the increase of \$.25 per semester, the sub-fee would be \$7.50 per semester for a full-time student.

Counseling and Health Services

This sub-fee funds the operational and program expenditures of Counseling and Health Services. Health Service provides acute clinical care, sexuality awareness, laboratory services, immunization clinic, pharmacy services, and health education services. Counseling Services provides psychological care. The proposed \$1.55 per semester increase for Counseling and Health Services will offset cumulative inflationary cost increases. With the increase of \$1.55 per semester, the sub-fee would be \$53.80 per semester for a full-time student.

Considerations Against Adoption

University officers are concerned about increases in the cost of attendance and their possible negative effect on access to the University. Such concerns are integral to SIUE's annual fee review process and reflect its historic efforts to maintain fees at the lowest practical level.

Constituency Involvement

The proposals were developed by the respective sub-fee advisory boards, the review bodies for each respective fee, which includes students, staff, and faculty. . The proposed fee increase was approved by the Student Senate and the University Planning and Budget council. The Chancellor and the Vice Chancellor for Student Affairs, SIUE, have recommended this matter to the President.

Resolution

BE IT RESOLVED, By the Board of Trustees of Southern Illinois University in regular meeting assembled, That:

(1) 4 Policies of the Board Appendix B-4 be amended as follows: Effective with the collection of charges for fall 2012, the Student Welfare and Activity Fee, SIUE, be assessed as follows:

<u>Semester Fee Rates</u>		
<u>Semester Hours</u>	<u>FY12 Fee</u>	<u>FY13 Fee</u>
1	\$86.30	<u>\$89.00</u>
2	89.75	<u>92.50</u>
3	93.20	<u>96.00</u>
4	96.65	<u>99.50</u>
5	100.10	<u>103.00</u>
6	109.95	<u>112.90</u>
7	109.95	<u>112.90</u>
8	109.95	<u>112.90</u>
9	109.95	<u>112.90</u>
10	109.95	<u>112.90</u>
11	109.95	<u>112.90</u>
12 & Over	109.95	<u>112.90</u>

<u>Summer Session Fee Rates</u>		
<u>Semester Hours</u>	<u>FY13 Fee</u>	<u>FY14 Fee</u>
1	\$57.49	<u>\$59.20</u>
2	59.81	<u>61.55</u>
3	62.13	<u>63.90</u>
4	64.45	<u>66.25</u>
5	66.77	<u>68.60</u>
6	73.27	<u>75.15</u>
7	73.27	<u>75.15</u>
8	73.27	<u>75.15</u>
9	73.27	<u>75.15</u>
10	73.27	<u>75.15</u>
11	73.27	<u>75.15</u>
12 & Over	73.27	<u>75.15</u>

(2) The President of Southern Illinois University be and is hereby authorized to take all action required in the execution of this resolution in accordance with established policies and procedures.

Southern Illinois University Edwardsville
FY 2013 Fee Review - Student Activities and Organization Cash Basis

3/2/2012

<u>Revenue</u>	<u>FY 09</u> <u>Actual</u>	<u>FY 10</u> <u>Actual</u>	<u>FY 11</u> <u>Actual</u>	<u>FY 12</u> <u>Projected</u>	<u>FY 13</u> <u>Plan</u>	<u>FY 14</u> <u>Plan</u>	<u>FY 15</u> <u>Plan</u>	<u>FY 16</u> <u>Plan</u>
Fee Revenue - Base	\$90,832	\$87,830	\$94,533	\$104,974	\$106,995	\$106,995	\$106,995	\$106,995
Fee Increase - FY13			9,506		9,506	9,506	9,506	9,506
Fee Increase - FY14								
Fee Increase - FY15								
Fee Increase - FY16								
Student Fee Revenue	\$90,832	\$87,830	\$94,533	\$104,974	\$116,501	\$128,756	\$131,330	\$134,864
Other (Non-Fee) Revenue								
Sales	40	0	0	0	0	0	0	0
Reimbursements	127	0	0	0	0	0	0	0
Fees, Other	0	344	841	0	0	0	0	0
Interest Income	0	0	0	0	0	0	0	0
Total Other Revenue	167	344	841	0	0	0	0	0
Total Revenue	\$90,999	\$88,174	\$95,374	\$104,974	\$116,501	\$128,756	\$131,330	\$134,864
<u>Expenditures</u>								
Salaries	0	0	450	0	0	0	0	0
Wages	0	200	0	0	0	0	0	0
Subtotal	0	200	450	0	0	0	0	0
Other:								
Debt Service, incl. RRR	0	0	0	0	0	0	0	0
Travel	209	1,043	0	0	0	0	0	0
Equipment	150	(150)	1,046	1,046	1,067	1,099	1,132	1,166
Commodities	12,372	10,551	10,801	11,125	11,348	11,688	12,039	12,400
Contractual Services	83,931	100,536	104,216	107,268	109,414	112,696	116,078	119,561
Operation of Auto	1,698	1,898	943	970	989	1,019	1,050	1,081
Telecommunications	300	300	300	300	306	315	324	334
Administrative Costs	0	0	0	0	0	0	0	0
Other Expenditures	723	230	735	0	0	0	0	0
Total Expend. Before S.P.	\$99,384	\$114,608	\$118,490	\$120,709	\$123,124	\$126,817	\$130,623	\$134,542
Change in Cash Bal. Before S.P.	(\$8,385)	(\$26,434)	(\$23,116)	(\$15,735)	(\$6,623)	\$1,939	\$707	\$322
Special Projects	0	0	0	0	0	0	0	0
Change in Cash Bal. After S.P.	(\$8,385)	(\$26,434)	(\$23,116)	(\$15,735)	(\$6,623)	\$1,939	\$707	\$322
Change in Other Assets & Liab's	0	0	0	0	0	0	0	0
Beginning Cash Balance	111,041	102,655	76,221	53,105	37,370	30,747	32,686	33,393
Ending Cash Balance	\$102,655	\$76,221	\$53,105	\$37,370	\$30,747	\$32,686	\$33,393	\$33,714
Memo: SAO Fee (2 Semesters)	\$6.90	\$6.90	\$6.90	\$8.00	\$8.90	\$9.90	\$10.00	\$10.30

**Southern Illinois University Edwardsville
FY 2013 Fee Review - Campus Recreation Fee**

Cash Basis

3/2/2012

<u>Revenue</u>	<u>FY 09 Actual</u>	<u>FY 10 Actual</u>	<u>FY 11 Actual</u>	<u>FY 12 Projected</u>	<u>FY 13 Plan</u>	<u>FY 14 Plan</u>	<u>FY 15 Plan</u>	<u>FY 16 Plan</u>
Fee Revenue - Base	\$577,050	\$612,362	\$646,190	\$670,766	\$672,945	\$672,945	\$672,945	\$672,945
Fee Increase - FY13				17,545	17,545	17,545	17,545	17,545
Fee Increase - FY14						21,461	21,461	21,461
Fee Increase - FY15							21,460	21,460
Fee Increase - FY16								22,713
Student Fee Revenue	\$577,050	\$612,362	\$646,190	\$670,766	\$690,490	\$711,951	\$733,411	\$756,124
Other (Non-Fee) Revenue								
Sales	4,314	5,006	2,935	3,000	3,030	3,060	3,091	3,122
Fees	92,730	100,975	100,879	101,000	102,010	103,030	104,060	105,101
Rentals	7,849	9,950	8,820	8,820	8,908	8,997	9,087	9,178
Interest Income	1,625	895	1,086	1,100	1,111	1,122	1,133	1,144
Total Other Revenue	106,519	116,826	113,719	113,920	115,059	116,209	117,371	118,545
Total Revenue	\$683,569	\$729,188	\$759,909	\$784,686	\$805,549	\$828,160	\$850,782	\$874,669
<u>Expenditures</u>								
Salaries	262,837	275,334	280,355	300,986	303,920	310,114	319,442	326,102
Wages	129,535	141,640	143,195	147,500	151,925	156,483	161,177	166,012
Subtotal	392,372	416,973	423,551	448,486	455,845	466,597	480,619	492,114
Other:								
Debt Service, incl. RRR	0	0	0	0	0	0	0	0
Travel	5,174	632	5,619	6,000	6,120	6,304	6,493	6,688
Equipment	16,634	15,510	9,377	15,500	15,810	16,284	16,773	17,276
Commodities	41,108	36,759	39,713	40,965	41,784	43,038	44,330	45,661
Contractual Services	84,961	104,667	90,401	97,424	103,745	111,147	119,006	127,897
Operation of Auto	3,391	5,182	4,813	5,700	5,814	5,988	6,168	6,353
Telecommunications	6,620	7,078	7,887	8,600	8,772	9,035	9,306	9,585
Administrative Costs	0	0	0	0	0	0	0	0
Other Expenditures	59,201	68,582	69,595	89,097	100,475	110,957	116,454	119,967
Total Expend. Before S.P.	\$609,461	\$655,385	\$650,956	\$711,772	\$738,364	\$769,350	\$799,149	\$825,541
Change in Cash Bal. Before S.P.	\$74,108	\$73,803	\$108,953	\$72,914	\$67,185	\$58,810	\$51,633	\$49,128
Special Projects	45,000	50,000	80,000	85,000	47,000	50,000	53,000	57,000
Change in Cash Bal. After S.P.	\$29,108	\$23,803	\$28,953	(\$12,086)	\$20,185	\$8,810	(\$1,367)	(\$7,872)
Change in Other Assets & Liab's	0	0	0	0	0	0	0	0
Beginning Cash Balance	131,575	160,683	184,486	213,439	201,354	221,538	230,348	228,981
Ending Cash Balance	\$160,683	\$184,486	\$213,439	\$201,354	\$221,538	\$230,348	\$228,981	\$221,109
Memo: Campus Rec Fee (2 Semester)	\$42.30	\$44.20	\$45.70	\$47.10	\$48.50	\$50.00	\$51.50	\$53.10

Southern Illinois University Edwardsville
FY 2013 Fee Review - Student Publications Operations Fee Cash Basis

3/2/2012

<u>Revenue</u>	<u>FY 09 Actual</u>	<u>FY 10 Actual</u>	<u>FY 11 Actual</u>	<u>FY 12 Projected</u>	<u>FY 13 Plan</u>	<u>FY 14 Plan</u>	<u>FY 15 Plan</u>	<u>FY 16 Plan</u>
Fee Revenue - Base	\$126,641	\$164,233	\$195,431	\$206,286	\$207,464	\$207,274	\$207,274	\$207,274
Fee Increase - FY13			6,266			6,266	6,266	6,266
Fee Increase - FY14						1,065	1,065	1,065
Fee Increase - FY15							(6,267)	(6,267)
Fee Increase - FY16								(1,064)
Student Fee Revenue	\$126,641	\$164,233	\$195,431	\$206,286	\$213,730	\$214,605	\$208,338	\$207,274
Other (Non-Fee) Revenue								
Advertising Sales	121,028	91,408	81,168	92,000	93,840	94,778	95,726	96,683
Sales-Ticket/Cont Web	0	0	100	0	0	0	0	0
Interdepartmental transfers	0	21,685	22,000	3,527	3,425	3,456	3,488	3,520
Interest Income	282	313	219	167	149	195	166	136
Total Other Revenue	121,311	113,407	103,487	95,694	97,414	98,429	99,380	100,339
Total Revenue	\$247,952	\$277,640	\$298,918	\$301,980	\$311,144	\$313,034	\$307,718	\$307,613
Expenditures								
Salaries	137,358	123,855	113,422	102,558	105,564	108,660	111,849	115,133
Wages	117,525	104,285	110,119	110,119	113,423	116,826	120,331	123,941
Subtotal	254,883	228,140	223,541	212,677	218,987	225,486	232,180	239,074
Other:								
Debt Service, incl. RRR	0	0	0	0	0	0	0	0
Travel	1,231	1,131	1,093	1,126	1,148	1,182	1,217	1,254
Equipment	743	1,885	4,136	1,000	1,020	1,051	1,083	1,115
Commodities	36,614	19,283	34,567	23,806	24,282	25,010	25,760	26,531
Contractual Services	13,981	11,604	13,006	13,503	13,773	14,186	14,612	15,050
Operation of Auto	1,441	681	445	458	467	481	495	510
Telecommunications	6,781	6,684	6,624	6,823	6,960	7,169	7,384	7,605
Administrative Costs	0	0	0	0	0	0	0	0
Other Expenditures	3,975	3,555	3,728	2,560	2,611	2,689	2,770	2,853
Total Expend. Before S.P.	\$319,649	\$272,962	\$287,139	\$261,953	\$269,248	\$277,254	\$285,501	\$293,992
Change in Cash Bal. Before S.P.	(\$71,697)	\$4,678	\$11,779	\$40,027	\$41,896	\$35,780	\$22,217	\$13,621
Special Projects	0	0	22,000	3,527	3,425	3,456	3,488	3,520
Change in Cash Bal. After S.P.	(\$71,697)	\$4,678	(\$10,221)	\$36,500	\$38,471	\$32,324	\$18,729	\$10,101
Change in Other Assets & Liab's	0	0	0	0	0	0	0	0
Beginning Cash Balance	45,413	(26,284)	(21,606)	(31,827)	4,673	43,144	75,468	94,197
Ending Cash Balance	(\$26,284)	(\$21,606)	(\$31,827)	\$4,673	\$43,144	\$75,468	\$94,197	\$104,298
Memo: Stu Pub Fee (2 Semesters)	\$9,20	\$12,20	\$14,00	\$14,50	\$15,00	\$15,00	\$14,50	\$14,50

**Southern Illinois University Edwardsville
FY 2013 Fee Review - Counseling & Health Services Fee**

Cash Basis

3/2/2012

<u>Revenue</u>	<u>FY 09 Actual</u>	<u>FY 10 Actual</u>	<u>FY 11 Actual</u>	<u>FY 12 Projected</u>	<u>FY 13 Plan</u>	<u>FY 14 Plan</u>	<u>FY 15 Plan</u>	<u>FY 16 Plan</u>
Fee Revenue - Base	\$1,187,943	\$1,334,537	\$1,472,317	\$1,495,886	\$1,495,166	\$1,495,166	\$1,495,166	\$1,495,166
Fee Increase - FY13				38,850	38,850	38,850	38,850	38,850
Fee Increase - FY14				46,320	46,320	46,320	46,320	46,320
Fee Increase - FY15				46,587	46,587	46,587	46,587	46,587
Fee Increase - FY16				42,921	42,921	42,921	42,921	42,921
Student Fee Revenue	\$1,187,943	\$1,334,537	\$1,472,317	\$1,495,886	\$1,534,016	\$1,580,336	\$1,626,923	\$1,669,844
Other (Non-Fee) Revenue								
Sales	169,965	220,333	212,362	212,362	212,362	214,486	216,631	216,631
Fees	104,734	45,939	50,054	50,054	50,054	50,555	51,061	51,061
Refunds	415	185	1	0	0	0	0	0
Interest Income	0	0	0	0	0	0	0	0
Total Other Revenue	275,114	266,457	262,417	262,416	262,416	265,041	267,692	267,692
Total Revenue	\$1,463,057	\$1,600,994	\$1,734,734	\$1,758,302	\$1,796,432	\$1,845,377	\$1,894,615	\$1,937,536
<u>Expenditures</u>								
Salaries	752,396	832,792	1,000,437	1,040,080	1,062,405	1,126,261	1,184,296	1,219,825
Wages	18,376	14,822	16,691	16,088	16,550	17,047	17,558	18,085
Subtotal	770,772	847,614	1,017,128	1,056,168	1,078,955	1,143,308	1,201,854	1,237,910
Other:								
Debt Service, incl. RRR	0	0	0	0	0	0	0	0
Travel	8,279	1,545	3,055	7,952	8,111	8,354	8,604	8,863
Equipment	2,530	20,143	8,761	7,000	6,420	5,911	5,943	5,975
Commodities	42,800	38,022	24,725	26,500	27,030	27,841	28,676	29,536
Contractual Services	495,933	471,485	408,664	427,908	436,466	449,560	463,047	476,938
Operation of Auto	825	537	168	250	255	263	271	279
Telecommunications	18,767	21,518	20,704	21,915	22,354	23,025	23,716	24,427
Fringe Benefits	18,908	18,615	19,039	26,624	27,338	28,848	29,713	30,605
Other Expenditures	118,673	102,955	112,182	115,792	118,108	121,651	125,300	129,059
Total Expend. Before S.P.	\$1,477,488	\$1,522,435	\$1,614,425	\$1,690,089	\$1,725,037	\$1,808,761	\$1,887,124	\$1,943,592
Change in Cash Bal. Before S.P.	(\$14,430)	\$78,559	\$120,309	\$68,213	\$71,395	\$36,616	\$7,491	(\$6,056)
Special Projects	0	0	40,000	50,000	80,000	30,000	10,000	0
Change in Cash Bal. After S.P.	(\$14,430)	\$78,559	\$80,309	\$18,213	(\$8,605)	\$6,616	(\$2,509)	(\$6,056)
Change in Other Assets & Liab's	0	0	0	0	0	0	0	0
Beginning Cash Balance	327,132	312,702	391,261	471,570	489,783	481,178	487,794	485,285
Ending Cash Balance	\$312,702	\$391,261	\$471,570	\$489,783	\$481,178	\$487,794	\$485,285	\$479,229
Memo: SMB Fee (2 Semesters)	\$87.00	\$97.00	\$104.50	\$104.50	\$107.60	\$110.85	\$114.10	\$117.10

Trustee Marquita Wiley moved approval of the item. The motion was duly seconded by Secretary Mark Hinrichs. Student Trustee opinion regarding the motion was as follows: aye, Mr. Jesse Cler; nay, none. The motion carried by the following recorded vote: aye, Mr. Jeff Harrison, Dr. Ed Hightower, Mr. Mark Hinrichs, Mr. John Simmons, Ms. Marquita Wiley; nay, Dr. Roger Herrin, Hon. Don Lowery.

The following item was presented to the Board:

PROPOSED INCREASE: TEXTBOOK RENTAL FEE, SIUE
[AMENDMENT TO 4 POLICIES OF THE BOARD APPENDIX B-4]

Summary

This matter would approve a rate increase in the full-time Textbook Rental Fee of \$9.00 per semester, effective fall 2012. The Textbook Rental Fee is assessed at the same rates during a semester and the summer session. The semester rate for 15 hours would increase from \$166.50 to \$175.50 for FY13. This is a 5.4% increase.

Attached for information is historic, current and projected fiscal year income and expense information concerning the Textbook Rental Service.

Rationale for Adoption

The Textbook Rental Fee is the principal source of revenue supporting Textbook Service, which operates primarily on a cost recovery basis.

Textbook costs, the largest and most variable cost of the operation of Textbook Service, are anticipated to rise 8% annually. Revenue from the increase would offset other inflationary operating cost increases in salaries and general costs, provide necessary levels of service, maintain an appropriate fund balance and provide for administrative costs assessed auxiliaries. The proposed increase is part of the program begun several years ago to offset rising costs with annual fee increases.

Considerations Against Adoption

University officers are concerned about increases in the cost of attendance and their possible negative effect on access to the University. Such concerns are integral to SIUE's annual fee review process and reflect its historic efforts to maintain fees at the lowest practical level. Textbook Service represents a substantial value for SIUE students compared with the costs that students incur under traditional textbook purchase programs.

Constituency Involvement

The proposal was developed by the Textbook Service Advisory Committee, the review body for Textbook Rental Services, which includes students, staff, and faculty. The proposed fee increase was approved by the Student Senate and the University Planning and Budget Council. The Chancellor and the Vice Chancellor for Student Affairs, SIUE, have recommended this matter to the President.

Resolution

BE IT RESOLVED, By the Board of Trustees of Southern Illinois University in regular meeting assembled, That

(1) 4 Policies of the Board Appendix B-4 be amended as follows: Effective with the collection of charges for fall 2012, the Textbook Rental Fee, SIUE, be assessed as follows:

<u>Summer Session and Semester Fee Rates</u>		
<u>Semester Hours</u>	<u>FY12 Fee</u>	<u>FY13 Fee</u>
1	\$11.10	<u>\$11.70</u>
2	22.20	<u>23.40</u>
3	33.30	<u>35.10</u>
4	44.40	<u>46.80</u>
5	55.50	<u>58.50</u>
6	66.60	<u>70.20</u>
7	77.70	<u>81.90</u>
8	88.80	<u>93.60</u>
9	99.90	<u>105.30</u>
10	111.00	<u>117.00</u>
11	122.10	<u>128.70</u>
12	133.20	<u>140.40</u>
13	144.30	<u>152.10</u>
14	155.40	<u>163.80</u>
15	166.50	<u>175.50</u>
16	177.60	<u>187.20</u>
17	188.70	<u>198.90</u>
18	199.80	<u>210.60</u>
19	210.90	<u>222.30</u>
20	222.00	<u>234.00</u>
21	233.10	<u>245.70</u>

(2) The President of Southern Illinois University be and is hereby authorized to take all action required in the execution of this resolution in accordance with established policies and procedures.

**Southern Illinois University Edwardsville
FY 2013 Fee Review - Textbook Service Fee**

Cash Basis

3/2/2012

<u>Revenue</u>	<u>FY 09 Actual</u>	<u>FY 10 Actual</u>	<u>FY 11 Actual</u>	<u>FY 12 Projected</u>	<u>FY 13 Plan</u>	<u>FY 14 Plan</u>	<u>FY 15 Plan</u>	<u>FY 16 Plan</u>
Fee Revenue - Base	\$2,989,173	\$3,309,602	\$3,410,042	\$3,238,307	\$3,238,307	\$3,238,307	\$3,238,307	\$3,238,307
Fee Increase - FY13				161,689	161,689	161,689	161,689	161,689
Fee Increase - FY14						175,044	175,044	175,044
Fee Increase - FY15							175,043	175,043
Fee Increase - FY16								175,044
Student Fee Revenue	\$2,989,173	\$3,309,602	\$3,410,042	\$3,238,307	\$3,399,996	\$3,575,040	\$3,750,083	\$3,925,127
Other (Non-Fee) Revenue								
Sales and Penalties	478,121	415,916	513,689	513,689	513,689	513,689	513,689	513,689
Other Sales	7,883	18,419	5,843	5,901	5,960	6,020	6,080	6,141
Other Revenue	0	0	0	0	0	0	0	0
Interest Income	6,785	14,980	12,497	20,453	23,657	37,175	39,554	40,270
Total Other Revenue	492,789	449,315	532,029	540,043	543,306	556,884	559,323	560,100
Total Revenue	\$3,481,962	\$3,758,917	\$3,942,071	\$3,778,350	\$3,943,302	\$4,131,924	\$4,309,406	\$4,485,227
<u>Expenditures</u>								
Salaries	261,840	248,999	280,678	256,500	264,195	272,121	280,285	288,694
Wages	77,465	82,577	96,314	96,314	99,203	102,179	105,244	108,401
Subtotal	339,305	331,576	376,992	352,814	363,398	374,300	385,529	397,095
Other:								
Debt Service, incl. RRR	0	0	0	0	0	0	0	0
Travel	5,798	7,104	5,429	5,538	5,648	5,817	5,992	6,172
Equipment	1,478	1,622	1,977	1,721	1,755	1,808	1,862	1,918
Commodities	21,124	19,968	24,228	24,955	25,454	26,218	27,004	27,814
Contractual Services	47,317	53,423	47,694	44,205	44,903	45,866	46,859	47,882
Operation of Auto	0	0	0	0	0	0	0	0
Telecommunications	7,622	8,016	7,888	8,046	8,207	8,453	8,707	8,968
Administrative Costs	72,000	74,000	75,000	75,000	75,000	75,000	75,000	75,000
Other Expenditures	2,396,254	2,510,900	3,495,693	2,945,693	3,181,348	3,435,856	3,710,724	4,007,582
Total Expend. Before S.P.	\$2,890,898	\$3,006,609	\$4,034,901	\$3,457,971	\$3,705,713	\$3,973,318	\$4,261,677	\$4,572,431
Change in Cash Bal. Before S.P.	\$591,064	\$752,308	(\$92,830)	\$320,379	\$237,589	\$158,606	\$47,729	(\$87,204)
Special Projects	0	0	0	0	125,000	0	0	0
Change in Cash Bal. After S.P.	\$591,064	\$752,308	(\$92,830)	\$320,379	\$112,589	\$158,606	\$47,729	(\$87,204)
Change in Other Assets & Liab's	0	0	0	0	0	0	0	0
Beginning Cash Balance	794,795	1,385,859	2,138,167	2,045,338	2,365,717	2,478,306	2,636,912	2,684,641
Ending Cash Balance	\$1,385,859	\$2,138,167	\$2,045,338	\$2,365,717	\$2,478,306	\$2,636,912	\$2,684,641	\$2,597,437
Memo: Textbook Service Fee (2 Seme	\$307.50	\$333.00	\$333.00	\$333.00	\$351.00	\$369.00	\$387.00	\$405.00

Trustee Marquita Wiley moved approval of the item. The motion was duly seconded by Vice Chair Ed Hightower. Student Trustee opinion regarding the motion was as follows: aye, none; nay, Mr. Jesse Cler. The motion carried by the following recorded vote: aye, Mr. Jeff Harrison, Dr. Ed Hightower, Mr. Mark Hinrichs, Mr. John Simmons, Ms. Marquita Wiley; nay, Dr. Roger Herrin, Hon. Don Lowery.

The following item was presented to the Board:

PROPOSED INCREASE: UNIVERSITY
CENTER FEE, SIUE
[AMENDMENT TO 4 POLICIES OF THE BOARD APPENDIX B-4]

Summary

This matter would approve a rate increase in the University Center Fee of \$4.80 per semester, effective fall 2012. The semester rate would increase from \$151.95 to \$156.75 for FY13. This is a 3.2% increase.

Attached for information is historic, current and projected fiscal year income and expense information concerning the University Center.

Rationale for Adoption

The University Center Fee is the principal source of revenue supporting the University Center at SIUE. The proposed increase equating to \$4.80 per semester would offset inflationary operating cost increases in salaries, utilities and general costs, support student programming, maintain an appropriate fund balance, permit moderate equipment replacement and provide for administrative costs assessed auxiliaries. The increase will also enable the University Center to adequately fund the Repair and Replacement Reserve account used for equipment replacement, renovations and facility enhancements. The increase will permit the University Center to continue operating at the extended hours and service levels necessary to serve residential students.

Considerations Against Adoption

University officers are concerned about increases in the cost of attendance and their possible negative effect on access to the University. Such concerns are integral to SIUE's annual fee review process and reflect its historic efforts to maintain fees at the lowest practical level.

Constituency Involvement

The proposal was developed by the University Center Board, the review body for the University Center Fee, which includes students, staff, and faculty. The proposed fee increase was approved by the Student Senate and the University Planning and Budget Council. The Chancellor and the Vice Chancellor for Student Affairs, SIUE, have recommended this matter to the President.

Resolution

BE IT RESOLVED, By the Board of Trustees of Southern Illinois University in regular meeting assembled, That 4 Policies of the Board Appendix B-4 be amended as follows:

Effective with the collection of charges for fall 2012, the University Center Fee, SIUE, be assessed as follows:

Semester Fee Rates

<u>Semester Hours</u>	<u>FY12 Fee</u>	<u>FY13 Fee</u>
1	\$ 30.40	\$ <u>31.35</u>
2	60.80	<u>62.70</u>
3	91.20	<u>94.05</u>
4	121.60	<u>125.40</u>
5	151.95	<u>156.75</u>
6	151.95	<u>156.75</u>
7	151.95	<u>156.75</u>
8	151.95	<u>156.75</u>
9	151.95	<u>156.75</u>
10	151.95	<u>156.75</u>
11	151.95	<u>156.75</u>
12 & Over	151.95	<u>156.75</u>

Summer Session Fee Rates

<u>Semester Hours</u>	<u>FY13 Fee</u>	<u>FY14 Fee</u>
1	\$ 20.25	\$ <u>20.90</u>
2	40.50	<u>41.80</u>
3	60.75	<u>62.70</u>
4	81.00	<u>83.60</u>
5	101.30	<u>104.50</u>
6	101.30	<u>104.50</u>
7	101.30	<u>104.50</u>

